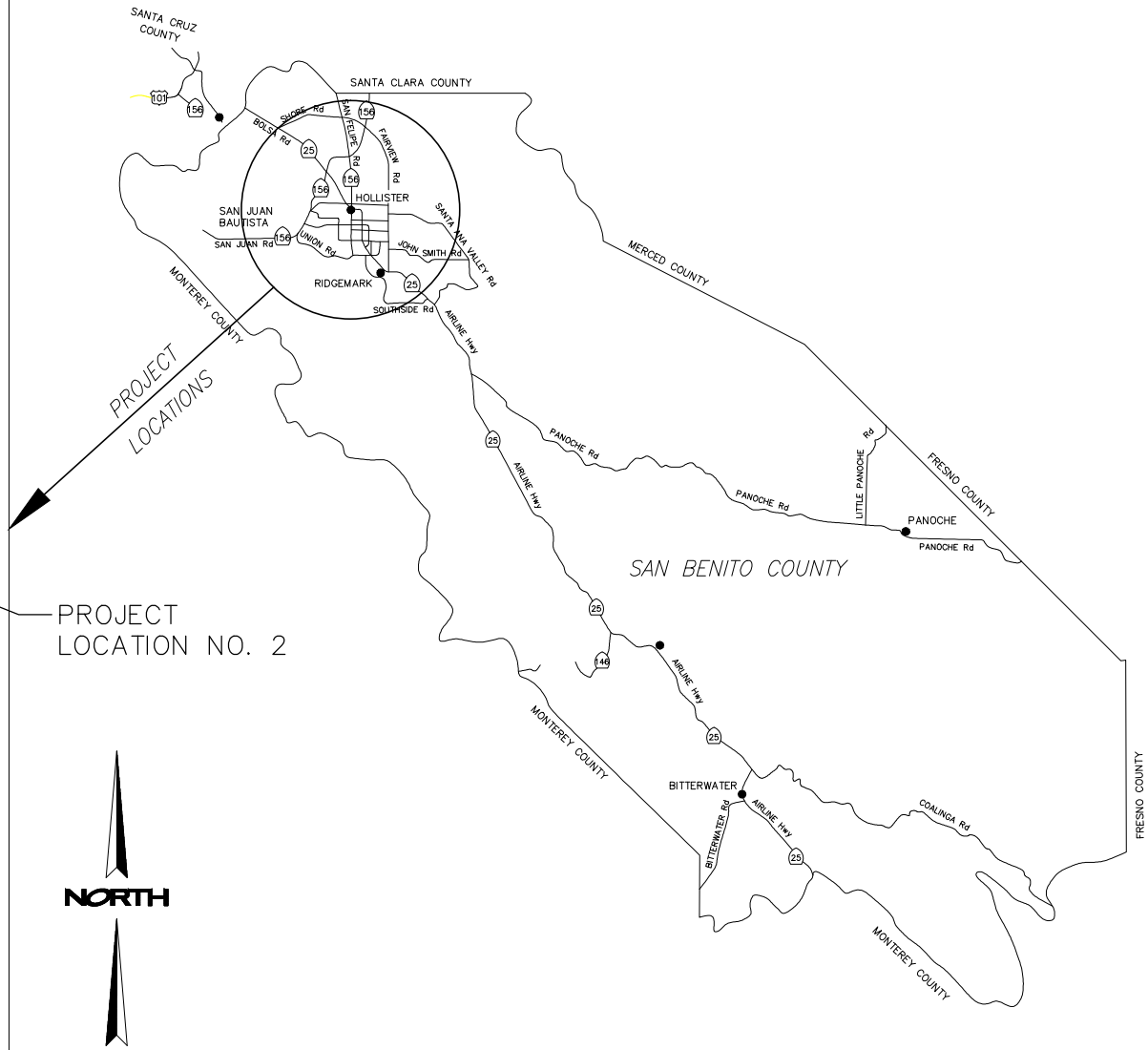


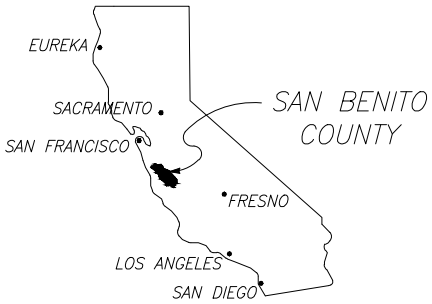
PROJECT LOCATIONS
NOT TO SCALE

SAN BENITO COUNTY
PLANS FOR ROAD MAINTENANCE & REHABILITATION
OF SB-1 SEAL COAT PROJECTS ON
*SAN FELIPE RD, GARDENIA LN,
NASH RD, LADD LN, AND CIENEGA RD*
HOLLISTER, CALIFORNIA



SAN BENITO COUNTY
NOT TO SCALE

INDEX OF SHEETS		
SHEET NUMBER	SHEET TITLE	DRAWING NUMBER
1	TITLE SHEET	T-1
2	PROJECT LOCATION NO. 1: SAN FELIPE RD	C-1
3	PROJECT LOCATION NO. 2: GARDENIA LN	C-2
4	PROJECT LOCATION NO. 3: NASH RD	C-3
5	PROJECT LOCATION NO. 4: LADD LN	C-4
6	PROJECT LOCATION NO. 5: CIENEGA RD	C-5
7	CONSTRUCTION AREA SIGNS	CS-1



STATE OF CALIFORNIA

COUNTY OF SAN BENITO


RESOURCE MANAGEMENT AGENCY DIRECTOR _____ DATE _____

PUBLIC WORKS DEPARTMENT COUNTY ENGINEER _____ DATE _____

JACK WALKER, PE
RPE 45003
NV5, INC. _____ DATE _____

DATE: 4/6/18	TIME: 9:49:53 AM	NO.	BY	DATE	REVISIONS:
SERVER: NONE					
LAYOUT: TITLE					
PATH: TITLE_CHIP_SEAL					
DRAWING NAME: TITLE_CHIP_SEAL.DWG					
PAGE SETUP: 11x17_PDF					
DESIGNER: JRW					
PROJ. MGR: JRW					
CAUTION: The engineer preparing these plans will not be responsible for, or liable for, unauthorized changes to or uses of these plans. All changes to the plans must be in writing and must be approved by the preparer of these plans.					





BEYOND ENGINEERING

2025 GATEWAY PLACE, SUITE 156
408.392.7200 TEL 408.392.0101 FAX

SAN JOSE, CA 95110
WWW.NV5.COM

SB-1 SEAL COAT PROJECT

TITLE SHEET

PREPARED FOR: SAN BENITO COUNTY

DATE SUBMITTED: XXX XXXX

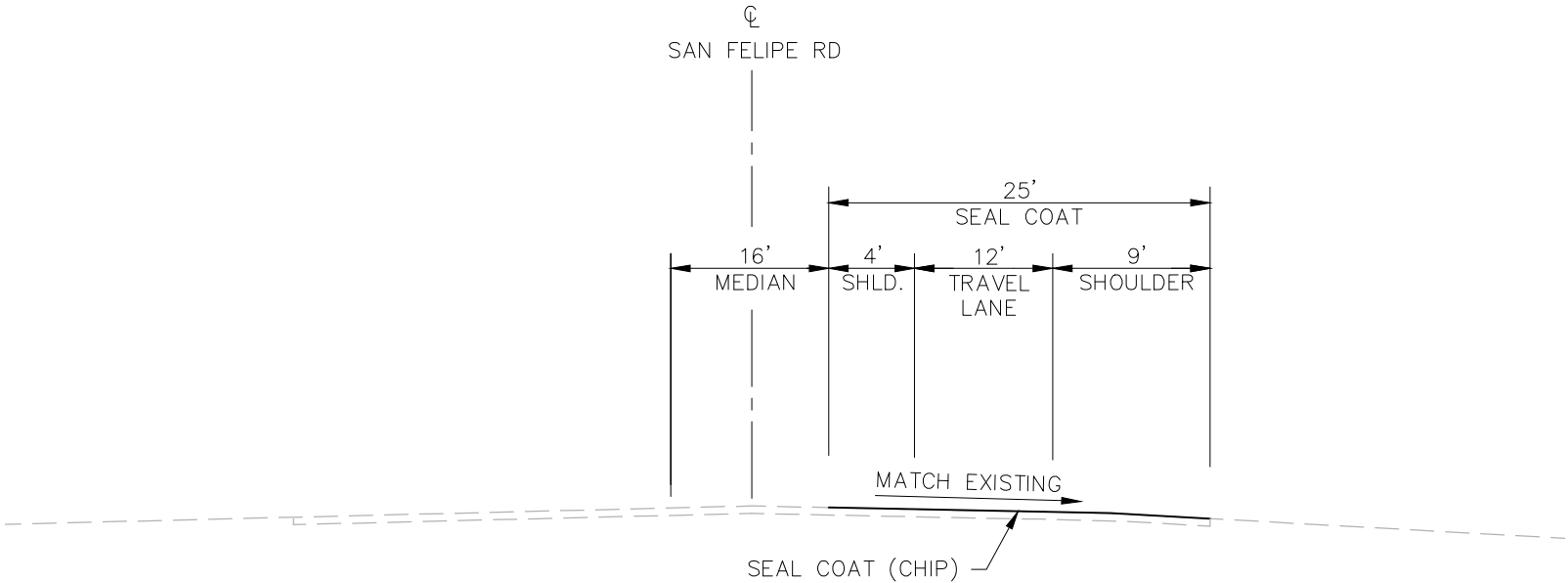
SHEET NUMBER
T-1
1 OF 7 SHEETS
SCALE
AS SHOWN
JOB NUMBER
226217-0000075.01



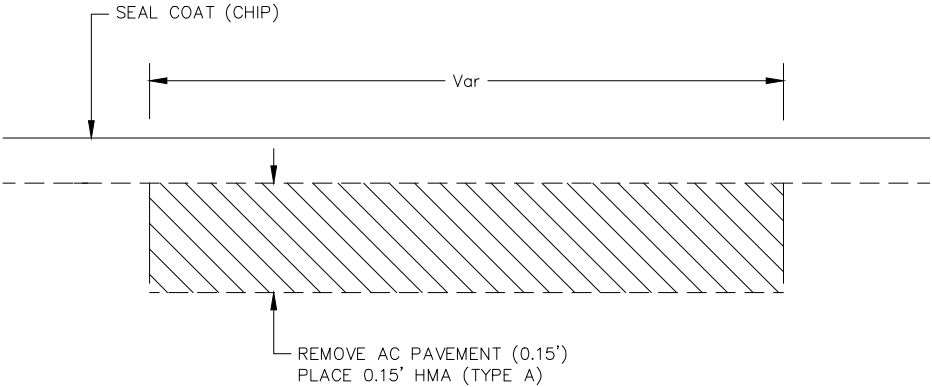
PLAN
NOT TO SCALE

BEGIN REPLACEMENT OF AC SURFACING (1200')
BEGIN SEAL COAT (CHIP)
AT CHANGE OF PAVEMENT
(NORTHBOUND LANE ONLY)
PROJECT LENGTH = 0.6 MILES

END REPLACEMENT OF AC SURFACING
BEGIN REPLACEMENT OF AC SURFACING (800')
END REPLACEMENT OF AC SURFACING
END SEAL COAT (CHIP)
AT CHANGE OF PAVEMENT



SAN FELIPE RD - TYPICAL SECTION
NOT TO SCALE



REPLACE AC SURFACING

NOTES

- ALL WORK SHALL BE IN ACCORDANCE WITH THE 2015 EDITION OF STANDARD SPECIFICATIONS, STATE OF CALIFORNIA, DEPARTMENT OF TRANSPORTATION, REFERRED TO AS "STANDARD SPECIFICATIONS".
- SEE DETOUR PLAN ON SHEET 7.

DATE: 4/6/18	TIME: 9:51:26 AM	NO.	BY	DATE	REVISIONS:
SERVR: NONE	LAYOUT: SAN FELIPE RD				
PATH: CHIP SEAL X-1					
DRAWING NAME: CHIP SEAL X-1.DWG					
PAGE SETUP: 11x17_PDF					
DESIGNER: JW	PROJ. MGR: JW				
CAUTION: The engineer preparing these plans will not be responsible for, or liable for, unauthorized changes to or uses of these plans. All changes to the plans must be in writing and must be approved by the preparer of these plans.					



N|V|5

BEYOND ENGINEERING

2025 GATEWAY PLACE, SUITE 156
408.392.7200 TEL. 408.392.0101 FAX

SAN JOSE, CA 95110
WWW.NV5.COM

PREPARED FOR: SAN BENITO COUNTY

SB-1 SEAL COAT PROJECT
PROJECT LOCATION NO. 1: SAN FELIPE RD
PLAN, TYPICAL SECTION, AND NOTES

DATE SUBMITTED: XXX XXXX

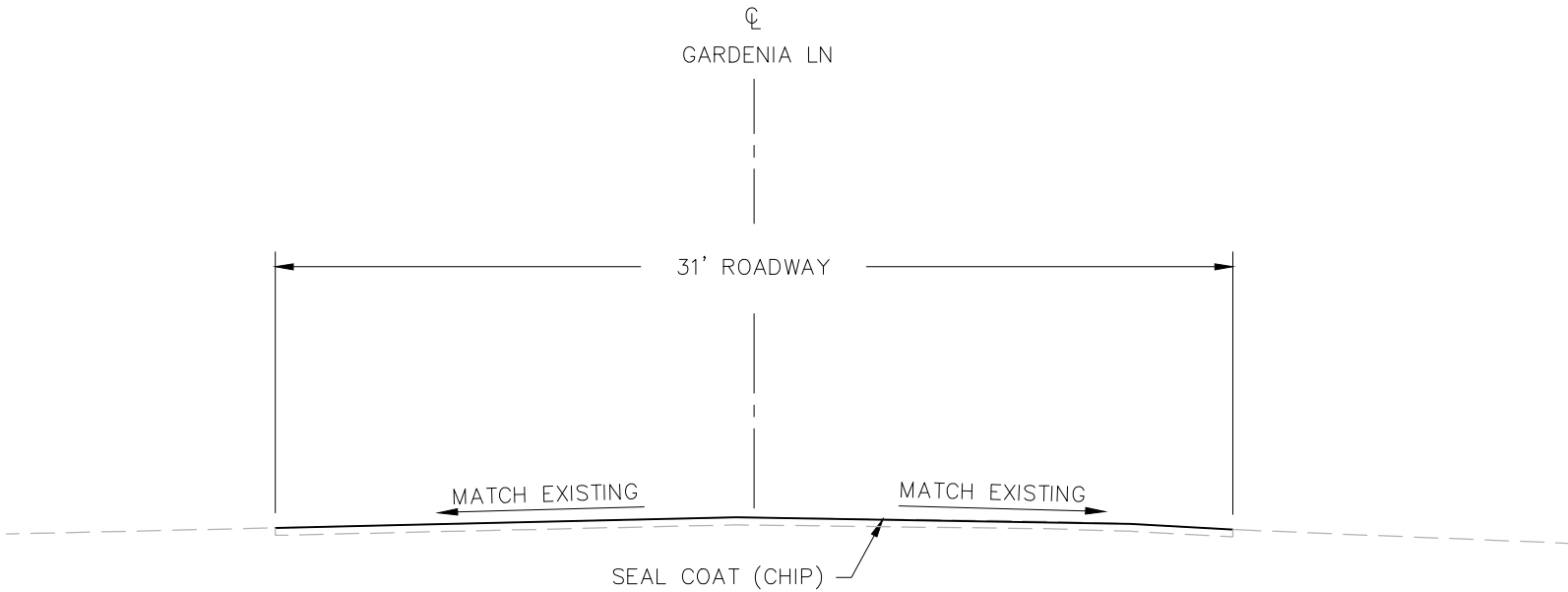
SHEET NUMBER
C-1
2 OF 7 SHEETS
SCALE
AS SHOWN
JOB NUMBER
226217-0000075.01



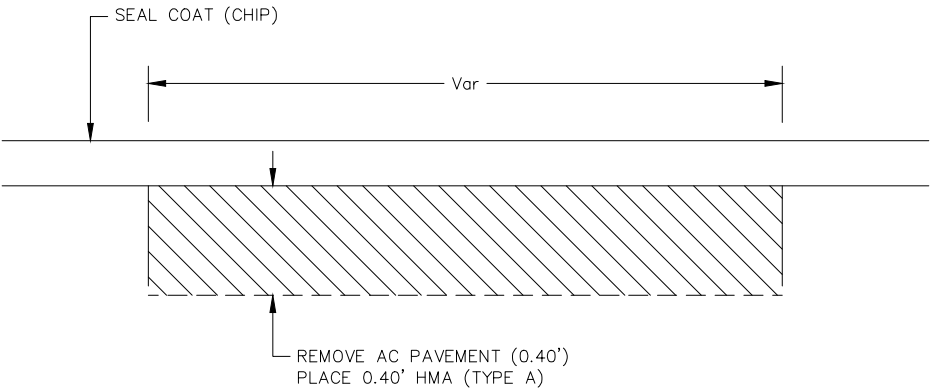
PLAN
NOT TO SCALE

**REMOVE AND REPLACE
AC PAVEMENT (6'x36')**

**REMOVE AND REPLACE
AC PAVEMENT (5'x35')**



GARDENIA LN - TYPICAL SECTION
NOT TO SCALE



REPLACE AC SURFACING
NOT TO SCALE

NOTES

1. ALL WORK SHALL BE IN ACCORDANCE WITH THE 2015 EDITION OF STANDARD SPECIFICATIONS, STATE OF CALIFORNIA, DEPARTMENT OF TRANSPORTATION, REFERRED TO AS "STANDARD SPECIFICATIONS".

DATE: 4/6/18	TIME: 9:51:54 AM	NO.	BY	DATE	REVISIONS:
SERVER: NONE	LAYOUT: GARDENIA LN				
PATH: CHIP SEAL X-1					
DRAWING NAME: CHIP SEAL X-1.DWG					
PAGE SETUP: 11x17_PDF					
DESIGNER: JW	PROJ. MGR: JW				

CAUTION: The engineer preparing these plans will not be responsible for, or liable for, unauthorized changes to or uses of these plans. All changes to the plans must be in writing and must be approved by the preparer of these plans.



2025 GATEWAY PLACE, SUITE 156
408.392.7200 TEL. 408.392.0101 FAX

SAN JOSE, CA 95110
WWW.NV5.COM


SB-1 SEAL COAT PROJECT
PROJECT LOCATION NO. 2: GARDENIA LN
PLAN, TYPICAL SECTION, AND NOTES

PREPARED FOR: SAN BENITO COUNTY

DATE SUBMITTED: XXX XXXX

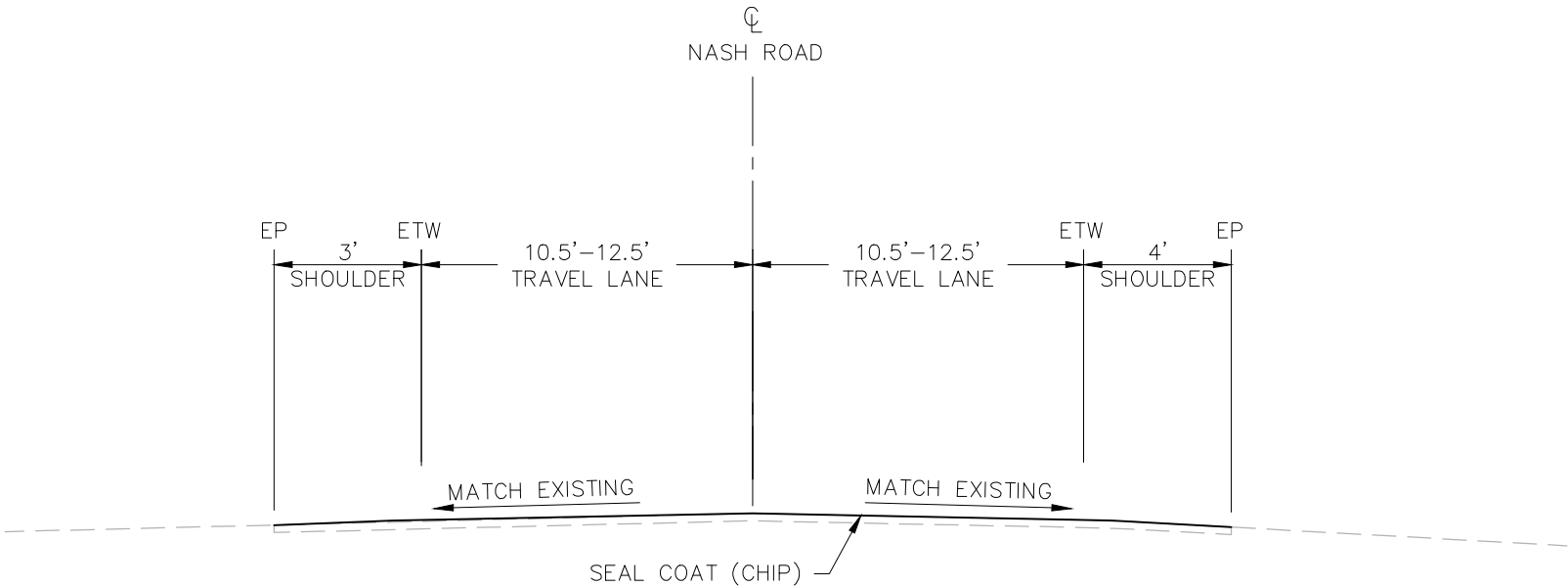
SHEET NUMBER
C-2
3 OF 7 SHEETS
SCALE
AS SHOWN
JOB NUMBER
226217-0000075.01

END SEAL COAT (CHIP)
AT PCC BRIDGE



PLAN
NOT TO SCALE

BEGIN SEAL COAT (CHIP)
AT POWER POLE
PROJECT LENGTH = 485 LF



NASH RD - TYPICAL SECTION
NOT TO SCALE

NOTES

1. ALL WORK SHALL BE IN ACCORDANCE WITH THE 2015 EDITION OF STANDARD SPECIFICATIONS, STATE OF CALIFORNIA, DEPARTMENT OF TRANSPORTATION, REFERRED TO AS "STANDARD SPECIFICATIONS".

DATE: 4/6/18	TIME: 9:52:21 AM	NO.	BY	DATE	REVISIONS:
SERVR: NONE	LAYOUT: NASH RD				
PATH: CHIP SEAL X-1					
DRAWING NAME: CHIP SEAL X-1.DWG					
PAGE SETUP: 11x17_PDF					
DESIGNER: JW	PROJ. MGR: JW				
CAUTION: The engineer preparing these plans will not be responsible for, or liable for, unauthorized changes to or uses of these plans. All changes to the plans must be in writing and must be approved by the preparer of these plans.					



2025 GATEWAY PLACE, SUITE 156
408.392.7200 TEL. 408.392.0101 FAX


SAN JOSE, CA 95110
WWW.NV5.COM

SB-1 SEAL COAT PROJECT
PROJECT LOCATION NO. 3: NASH RD
PLAN, TYPICAL SECTION, AND NOTES

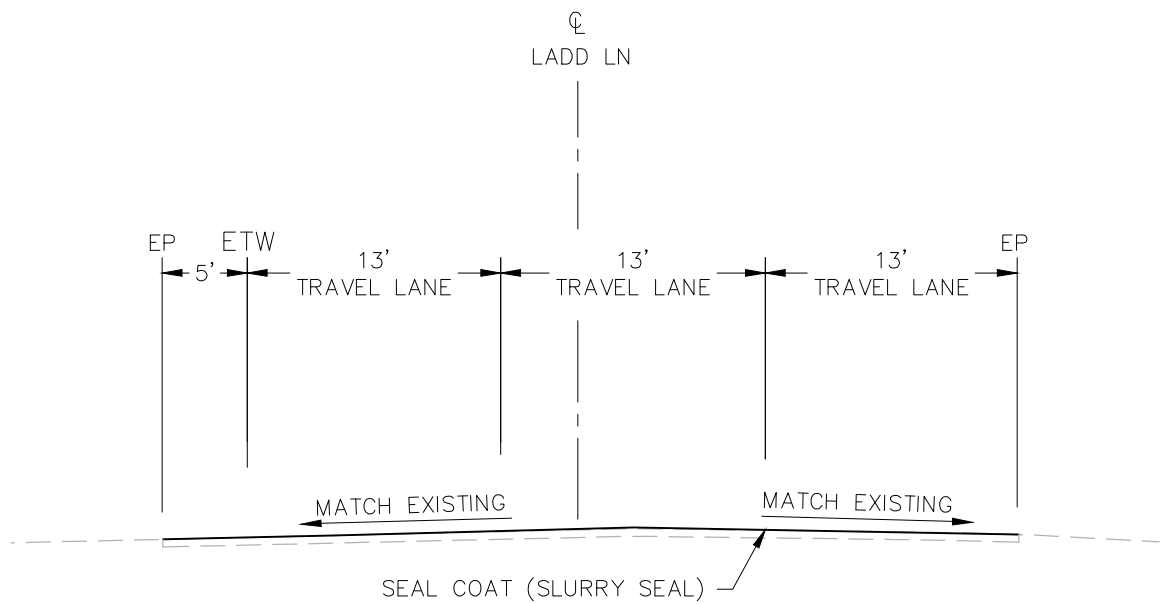
PREPARED FOR: SAN BENITO COUNTY

DATE SUBMITTED: XXX XXXX

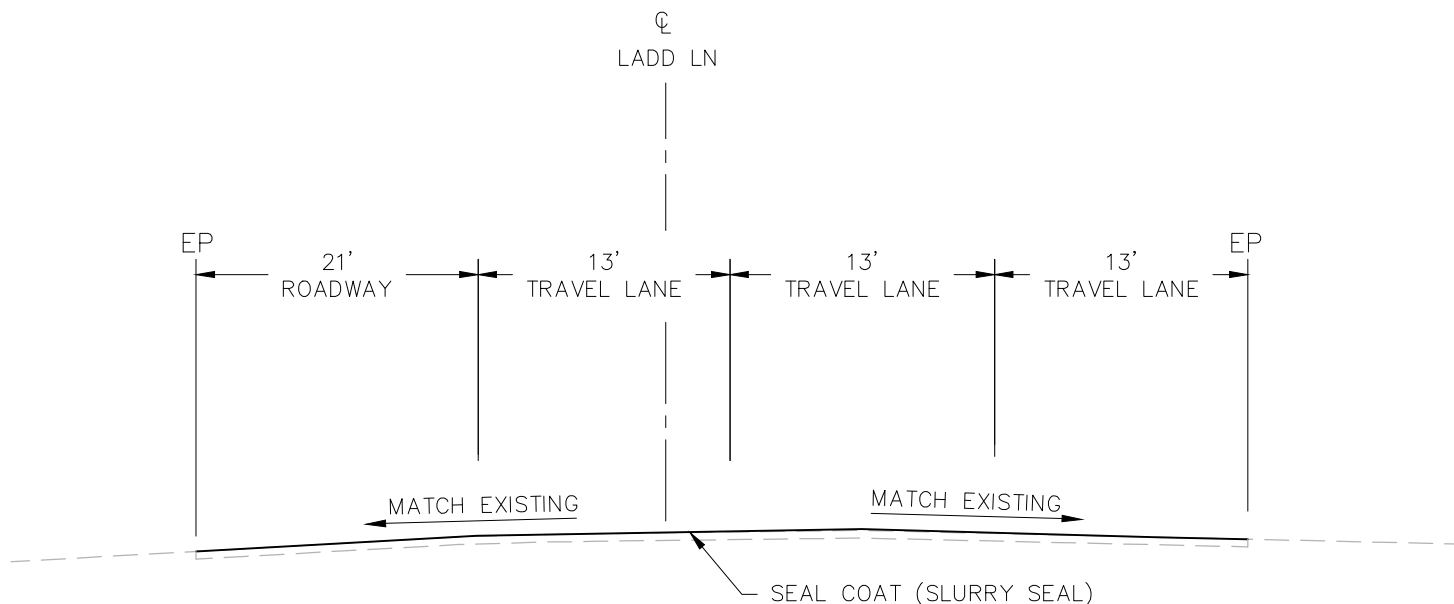
SHEET NUMBER
C-3
4 OF 7 SHEETS
SCALE
AS SHOWN
JOB NUMBER
226217-0000075.01



PLAN
NOT TO SCALE



LADD LN - TYPICAL SECTION 1
FROM SOUTH END OF LADD LN TO 340' SOUTH OF SOUTHSIDE RD
NOT TO SCALE



LADD LN - TYPICAL SECTION 2
FROM 340' SOUTH OF SOUTHSIDE RD TO SOUTHSIDE RD
NOT TO SCALE

NOTES

1. ALL WORK SHALL BE IN ACCORDANCE WITH THE 2015 EDITION OF STANDARD SPECIFICATIONS, STATE OF CALIFORNIA, DEPARTMENT OF TRANSPORTATION, REFERRED TO AS "STANDARD SPECIFICATIONS".

DATE: 4/6/18	TIME: 9:52:49 AM	NO.	BY	DATE	REVISIONS:
SERVR: NONE	LAYOUT: LADD LN				
PATH: CHIP SEAL X-1					
DRAWING NAME: CHIP SEAL X-1.DWG					
PAGE SETUP: 11x17_PDF					
DESIGNER: JW	PROJ. MGR: JW				
CAUTION: The engineer preparing these plans will not be responsible for, or liable for, unauthorized changes to or uses of these plans. All changes to the plans must be in writing and must be approved by the preparer of these plans.					



N|V|5
BEYOND ENGINEERING

2025 GATEWAY PLACE, SUITE 156
408.392.7200 TEL 408.392.0101 FAX


SAN JOSE, CA 95110
WWW.NV5.COM

SB-1 SEAL COAT PROJECT
PROJECT LOCATION NO. 4: LADD LN
PLAN, TYPICAL SECTION, AND NOTES

PREPARED FOR: SAN BENITO COUNTY

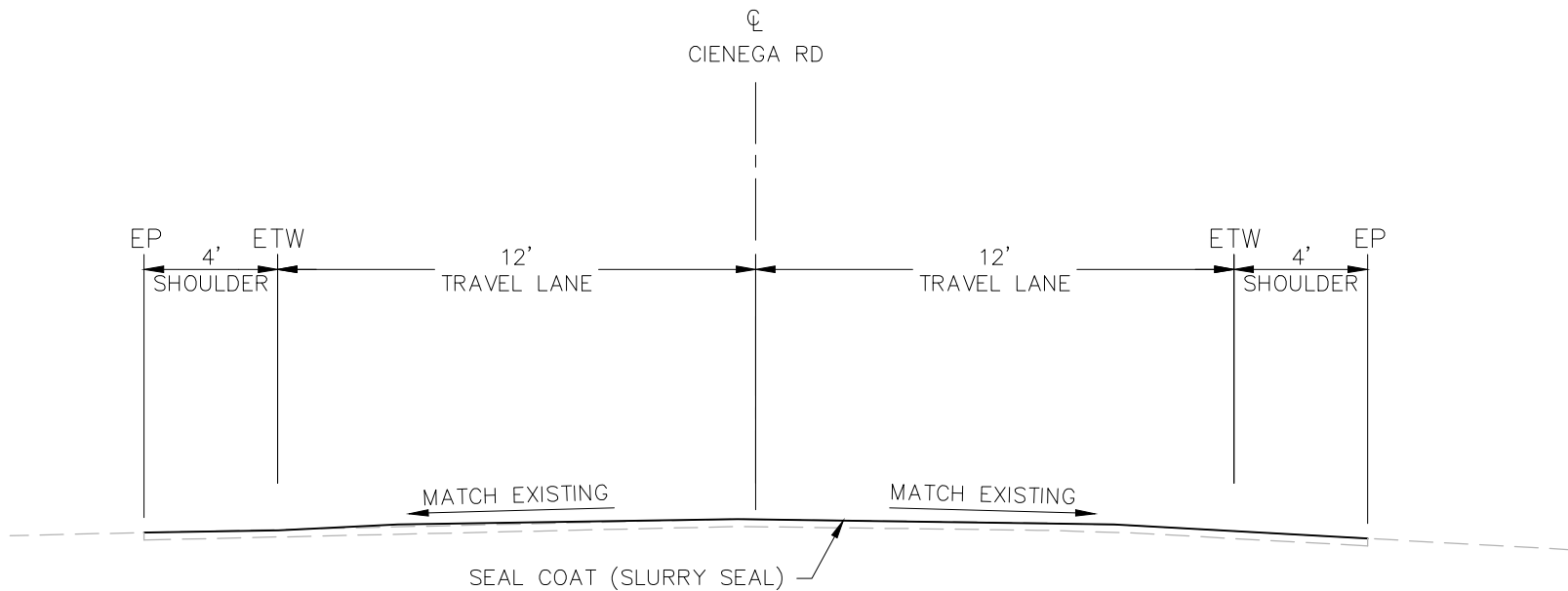
DATE SUBMITTED: XXX XXXX

SHEET NUMBER
C-4
5 OF 7 SHEETS
SCALE
AS SHOWN
JOB NUMBER
226217-0000075.01



PLAN

NOT TO SCALE



CIENEGA RD - TYPICAL SECTION

NOT TO SCALE

NOTES

1. ALL WORK SHALL BE IN ACCORDANCE WITH THE 2015 EDITION OF STANDARD SPECIFICATIONS, STATE OF CALIFORNIA, DEPARTMENT OF TRANSPORTATION, REFERRED TO AS "STANDARD SPECIFICATIONS".

DATE: 4/6/18	TIME: 9:53:17 AM	NO.	BY	DATE	REVISIONS:
SERVR: NONE	LAYOUT: CIENEGA RD				
PATH: CHIP SEAL X-1					
DRAWING NAME: CHIP SEAL X-1.DWG					
PAGE SETUP: 11x17_PDF					
DESIGNER: JW	PROJ. MGR: JW				

CAUTION: The engineer preparing these plans will not be responsible for, or liable for, unauthorized changes to or uses of these plans. All changes to the plans must be in writing and must be approved by the preparer of these plans.



2025 GATEWAY PLACE, SUITE 156
408.392.7200 TEL. 408.392.0101 FAX

SAN JOSE, CA 95110
WWW.NV5.COM

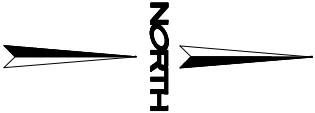
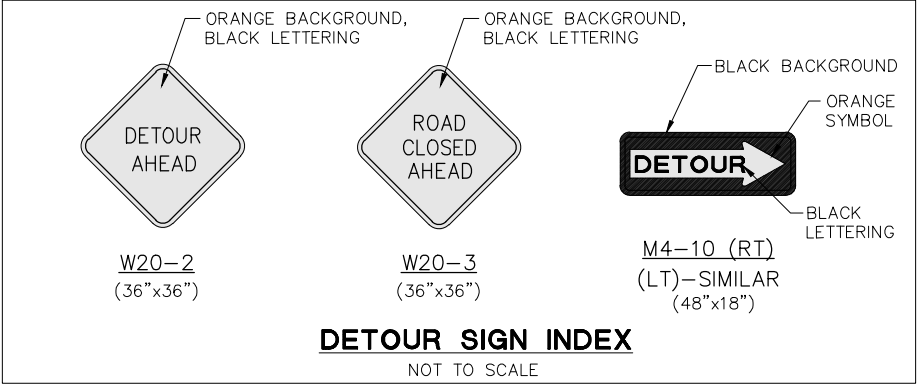
SB-1 SEAL COAT PROJECT
PROJECT LOCATION NO. 5: CIENEGA RD
PLAN, TYPICAL SECTION, AND NOTES

PREPARED FOR: SAN BENITO COUNTY

DATE SUBMITTED: XXX XXXX

SHEET NUMBER
C-5
6 OF 7 SHEETS
SCALE
AS SHOWN
JOB NUMBER
226217-0000075.01

STATIONARY MOUNTED CONSTRUCTION AREA SIGNS						
SIGN NO.	SIGN CODE (FEDERAL)	SIGN CODE (CALIFORNIA)	PANEL SIZE	NO. OF POST AND SIZE	SIGN MESSAGE	NO. OF SIGNS
A	W20-1	C23	48"x48"	1 - 4"x6"	ROAD WORK AHEAD	11
B	G20-2	C14	36"x18"	1 - 4"x4"	END ROAD WORK	10
C			96"x60"	2 - 6"x6"	COUNTY FURNISHED FUNDING SIGN	11



CONSTRUCTION AREA SIGNS & DETOUR PLAN

NOT TO SCALE

DATE: 4/6/18 TIME: 9:53:44 AM

SERVER: NONE LAYOUT: TITLE

PATH: CHIP SEAL CONSTRUCTION AREA SIGNS

DRAWING NAME: CHIP SEAL CONSTRUCTION AREA SIGNS

PAGE SETUP: 11x17_PDF

DESIGNER: JRW PROJ. MGR: JRW

NO.	BY	DATE	REVISIONS

CAUTION: The engineer preparing these plans will not be responsible for, or liable for, unauthorized changes to or uses of these plans. All changes to the plans must be in writing and must be approved by the preparer of these plans.



N|V|5

BEYOND ENGINEERING

2025 GATEWAY PLACE, SUITE 156
408.392.7200 TEL. 408.392.0101 FAX

SAN JOSE, CA 95110
WWW.NV5.COM

SB-1 SEAL COAT PROJECT

CONSTRUCTION AREA SIGNS SHEET

PREPARED FOR: SAN BENITO COUNTY

DATE SUBMITTED: XXX XXXX

SHEET NUMBER

CS-1

7 OF 7 SHEETS

SCALE

AS SHOWN

JOB NUMBER

226217-0000075.01