

**MELINDA L. CASILLAS**  
TREASURER, TAX COLLECTOR  
& PUBLIC ADMINISTRATOR  
440 Fifth Street, Room 107  
Hollister, CA 95023



**OFFICE OF THE TAX COLLECTOR**  
(831) 636-4034 • Fax (831) 636-4383  
propertytaxes@cosb.us

**OFFICE OF THE TREASURER  
& PUBLIC ADMINISTRATOR**  
(831) 636-4043 • Fax (831) 636-4014  
treas-pa@cosb.us

## COUNTY OF SAN BENITO

---

April 30, 2022

San Benito County Board of Supervisors,

Attached is the April 2022 San Benito County Treasurer's Office Portfolio Analysis. The Portfolio Analysis contains detailed information regarding the activity of the various banking and investment operations for the month of April 2022.

We sold a part of one investment and used the money to purchase another investment with a greater return.

We deposited \$69,928,464.93 from our Treasury pool participants and we paid out a total of \$23,769,391.23 for daily payment operations. The second installment of property taxes were due in April, thus the reason for the large amount of deposits into the county Treasury. Cash flow analysis is completed on a daily basis. Sometimes we need to transfer money into the operating account, and sometimes we have an excess of cash in the operating account and therefore we move money to or from CAMP based upon our daily cash flow needs. The large amount of inflow due to the property taxes increased our CAMP account in the month of April. Towards the end of April and the first part of May, we issued approximately \$16 million in warrants to the various special districts of the property taxes. So, while our CAMP account balance was unusually large, the balance will be greatly reduced in May.

We will begin preparing for the fiscal year end and therefore we will continue our cash flow analysis with this in mind. The fiscal year end often has larger checks issued and so we will monitor our liquid cash needs closely to accommodate this process.

In general, while rates have continued to rise, the economy and world affairs are still presenting challenges for investment opportunities. All our investments are purchased with safety and liquidity in mind and foremost as required by California Government Codes 53600 et seq.. Our Investment Policy is written and followed by those Codes.

Should you have any further questions, please contact me by phone or email at [mcasillas@cosb.us](mailto:mcasillas@cosb.us).

Sincerely,

A handwritten signature in blue ink, appearing to read "Melinda L. Casillas".

Cc: Joe Paul Gonzalez, San Benito County Clerk, Recorder, Elections, Auditor  
Krystal Lomanto, San Benito County Office of Education Superintendent

**SAN BENITO COUNTY  
TREASURER'S DEPARTMENT  
PORTFOLIO ANALYSIS  
AS OF APRIL 30, 2022**

**PORTFOLIO SUMMARY**

INVESTMENT TYPE	# of Investments	Par Value	Book Yield	% W/N Portfolio Type	TOTAL Portfolio Investment %	Policy Investment %	In Compliance? **
Certificates of Deposits	9	\$ 13,550,000	0.40%	8.5%	4.4%	30%	YES
Treasury Notes	29	\$ 64,900,000	0.81%	40.8%	21.0%	No Limit	YES
Asset Backed Securities	5	\$ 4,225,000	1.75%	2.7%	1.4%	40%	YES
Collateral Mortgage Obligations	1	\$ 1,925,000	1.98%	1.2%	0.6%	140%	YES
Agencies	13	\$ 27,145,000	0.74%	17.0%	8.8%	30% per Agency	YES
Corporate Bonds (including Medium Term Notes)	15	\$ 47,284,000	1.28%	29.7%	15.3%	30%	YES
Money Market	1	\$ 201,161	0.15%	0.1%	0.1%	20%	YES
<b>Total Chandler Portfolio</b>	<b>73</b>	<b>\$ 159,230,161</b>		<b>100.0%</b>	<b>51.6%</b>		
Temporary due to Property Tax Payments and Distribution timing							
CAMP	1	\$ 67,988,162	0.52%	45.5%	22.0%	20%	YES
LAIF	1	\$ 74,918,000	0.60%	50.1%	24.3%	75,000	YES
River City Bank***	1	\$ 579,796	0.34%	0.4%	0.2%	10%	YES
Wells Fargo	1	\$ 6,008,668	N/A	4.0%	1.9%	No Limit	YES
<b>Total Operating Accounts</b>	<b>4</b>	<b>\$ 149,494,626</b>		<b>100.0%</b>	<b>48.4%</b>		
<b>Total SBC Treasury Portfolio</b>	<b>77</b>	<b>\$ 308,724,787</b>					

**DIVERSIFICATION AND MATURITY INFORMATION**

DAYS TO MATURITY ANALYSIS	# of Investments	Par Value	
Overnight	5	\$ 149,695,787	48%
2nd Quarter 2022	2	\$ 3,000,000	1%
3rd Quarter 2022	5	\$ 30,229,000	10%
4th Quarter 2022	2	\$ 2,950,000	1%
1st Quarter 2023	3	\$ 4,100,000	1%
2nd Quarter 2023	4	\$ 8,350,000	3%
3rd Quarter 2023	3	\$ 6,800,000	2%
4th Quarter 2023	6	\$ 14,000,000	5%
1st Quarter 2024	4	\$ 8,400,000	3%
2nd Quarter 2024	5	\$ 10,050,000	3%
3rd Quarter 2024	4	\$ 8,000,000	3%
4th Quarter 2024	3	\$ 6,500,000	2%
1st Quarter 2025	10	\$ 13,710,000	4%
2nd Quarter 2025	5	\$ 8,685,000	3%
3rd Quarter 2025	4	\$ 9,050,000	3%
4th Quarter 2025	2	\$ 4,500,000	1%
1st Quarter 2026	3	\$ 7,500,000	2%
2nd Quarter 2026	2	\$ 3,345,000	1%
3rd Quarter 2026	0	\$ -	0%
4th Quarter 2026	2	\$ 3,925,000	1%
1st Quarter 2027	3	\$ 5,935,000	2%
2nd Quarter 2027		\$ -	0%
3rd Quarter 2027		\$ -	0%
4th Quarter 2027		\$ -	0%
	<b>77</b>	<b>\$ 308,724,787</b>	<b>97%</b>

**INTEREST ACCRUED**

INVESTMENT CATEGORY	ACCRUAL BASIS
Certificates of Deposits	\$ 4,496
Commercial Paper**	\$ -
Money Market	\$ 35
Corporate Bonds	\$ 38,433
Asset Backed Securities	\$ 8,526
Collateral Mortgage Obligations	\$ 3,501
Agencies	\$ 16,893
Treasury Notes	\$ 34,757
River City Bank	\$ 161
CAMP	\$ 23,984
LAIF	\$ 37,382
	<b>\$ 168,167</b>

Includes adjustment due to sell:

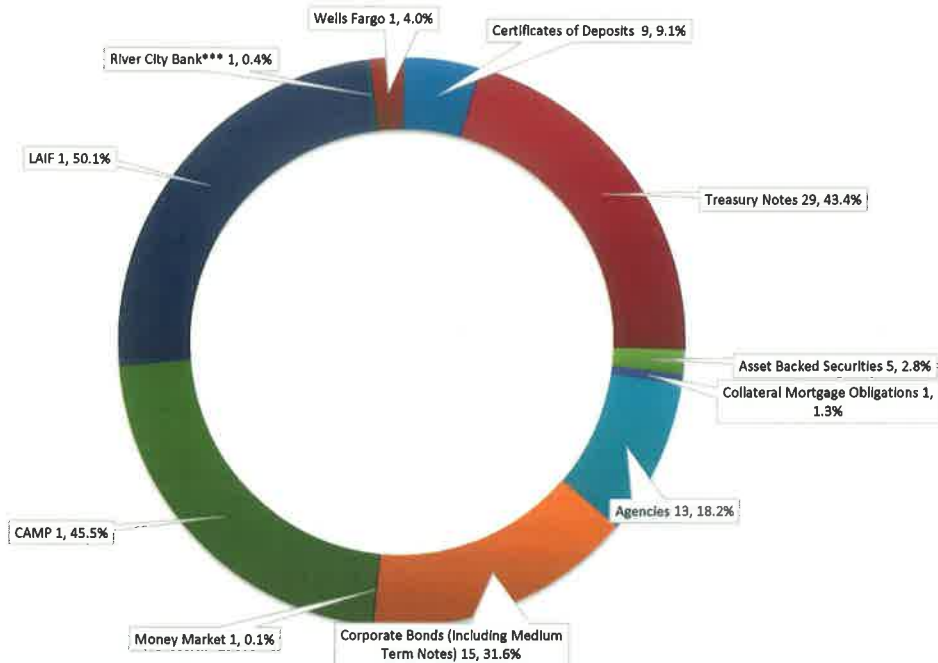
**NEXT INTEREST REPORT IN JUNE 2022**  
**QUARTER WEIGHTED AVG INTEREST EARNED**  
**FYTD 21/22 WEIGHTED AVG INTEREST EARNED**

I HEREBY CERTIFY FUNDS ARE AVAILABLE TO MEET THE EXPENDITURES OF THE POOL'S PARTICIOANTS FOR THE NEXT SIX MONTHS.  
I HEREBY CERTIFY THE ABOVE INFORMATION IS CORRECT AS OF THE DATE SIGNIFIED.

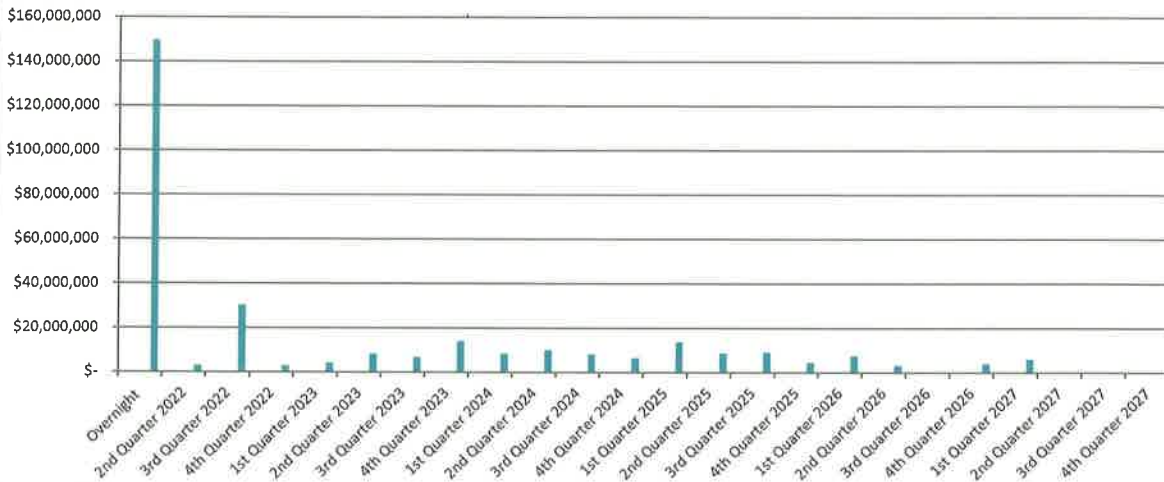
*Melinda L. Casillas*  
Melinda L. Casillas, Treasurer/Tax Collector/Public Administrator

*5/19/2022*  
Date

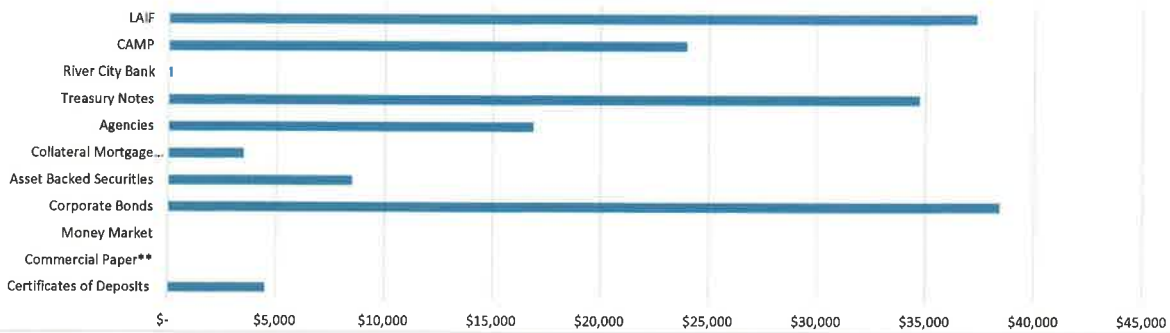
**SAN BENITO COUNTY  
TREASURER'S INVESTMENT PORTFOLIO  
AS OF APRIL 30, 2022**



**SAN BENITO COUNTY  
INVESTMENT AGING  
AS OF APRIL 30, 2022**



**SAN BENITO COUNTY  
ACCRUED INTEREST EARNED  
APRIL 2022**





---

# County of San Benito Consolidated - Account #10834

## MONTHLY ACCOUNT STATEMENT

APRIL 1, 2022 THROUGH APRIL 30, 2022

### Chandler Team:

For questions about your account, please call (800) 317-4747,  
or contact [operations@chandlerasset.com](mailto:operations@chandlerasset.com)

**CHANDLER ASSET MANAGEMENT**  
[chandlerasset.com](http://chandlerasset.com)

*Information contained herein is confidential. We urge you to compare this statement to the one you receive from your qualified custodian. Please see Important Disclosures.*

# County of San Benito Consolidated

Account #10834

## Portfolio Summary

As of April 30, 2022



### PORTFOLIO CHARACTERISTICS

Average Modified Duration	0.95
Average Coupon	0.76%
Average Purchase YTM	0.75%
Average Market YTM	1.50%
Average S&P/Moody Rating	AA+/Aa1
Average Final Maturity	1.00 yrs
Average Life	0.98 yrs

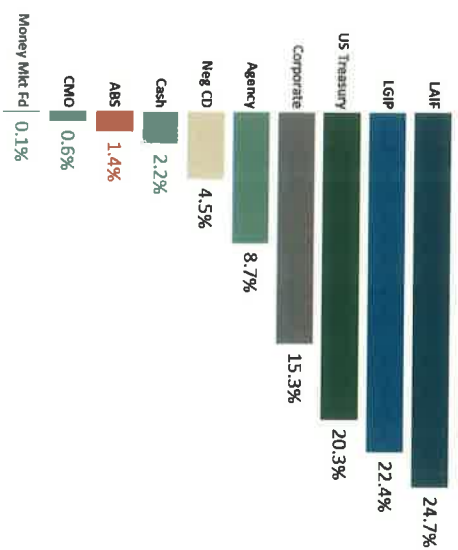
### ACCOUNT SUMMARY

	Beg. Values as of 3/31/22	End Values as of 4/30/22
Market Value	265,104,663	303,273,071
Accrued Interest	331,443	317,033
<b>Total Market Value</b>	<b>265,436,106</b>	<b>303,590,104</b>
Income Earned	140,772	176,681
Cont/W/D		
Par	269,464,015	308,724,787
Book Value	268,922,182	308,179,967
Cost Value	269,091,928	308,354,109

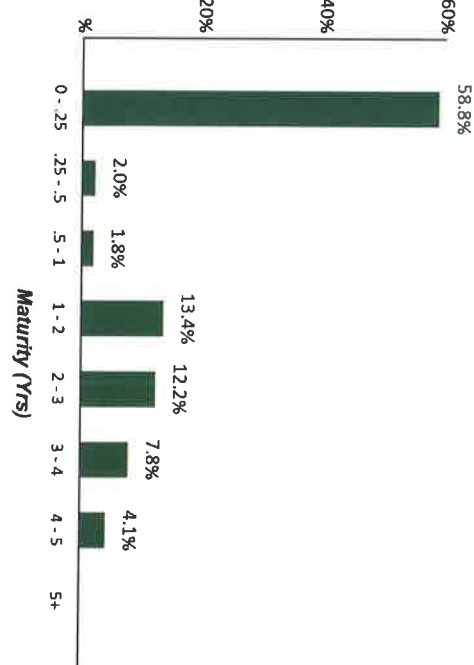
### TOP ISSUERS

Local Agency Investment Fund	24.7%
CAMP	22.4%
Government of United States	20.3%
MUFG Union Bank	8.0%
Federal Farm Credit Bank	4.4%
Federal Home Loan Bank	2.8%
Federal Home Loan Mortgage Corp	2.1%
Wells Fargo Corp	2.0%
<b>Total</b>	<b>86.6%</b>

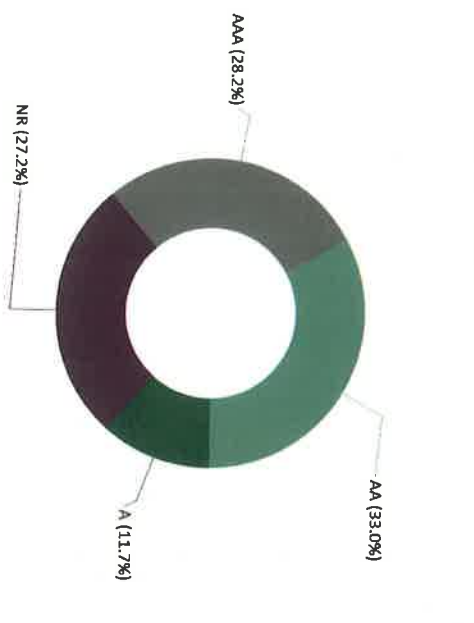
### SECTOR ALLOCATION



### MATURITY DISTRIBUTION



### CREDIT QUALITY (S&P)



# Statement of Compliance

## As of April 30, 2022



### County of San Benito Consolidated

*This portfolio is a consolidation of assets managed by Chandler Asset Management and assets managed internally by Client. Chandler relies on Client to provide accurate information for reporting assets and producing this compliance statement.*

Category	Standard	Comment
U.S. Treasuries	No limitations; Full faith and credit of the U.S. are pledged for the payment of principal and interest	Complies
Federal Agencies	30% max per Agency/GSE issuer; 20% max callable agency securities; Federal agencies or U.S. government-sponsored enterprise obligations, participations, or other instruments, including those issued or fully guaranteed as to principal and interest by federal agencies or U.S. government sponsored enterprises. "AA" rating category or higher by a Nationally Recognized Statistical Rating Organization ("NRSRO"); 30% max; 10% max per issuer; USD denominated senior unsecured unsubordinated obligations; issued or unconditionally guaranteed by IBRD, IFC, or IADB	Complies
Supranational Obligations	"A" rating category or better by a NRSRO; 30% max; 5% max per issuer; Include obligations of the City, State of California, and any local agency within the State of California; Bonds of any of the other 49 states in addition to California, including bonds payable solely out of the revenues from a revenue-producing property owned, controlled, or operated by a state, or by a department, board, agency, or authority of any of the other 49 states, in addition to California.	Complies
Municipal Securities (CA, Other States)	"A" rating category or better by a NRSRO; 30% max; 5% max per issuer; issuer is a corporation organized and operating within the U.S. or by depository institutions licensed by the U.S. or any state and operating within the U.S	Complies *
Corporate Medium Term Notes	"AA" rating category or better by a NRSRO; 20% max (combined ABS/MBS/CMO); 5% max per Asset-Backed or Commercial Mortgage security issuer; From issuers not defined in US Treasuries and Federal Agencies sections of the Authorized Investments section of the policy	Complies
Asset-Backed, Mortgage-Backed, Mortgage Pass-Through Securities, and Collateralized Mortgage Obligations	The amount of NCD insured up to the FDIC limit does not require any credit ratings; Any amount above FDIC insured limit must be issued by institutions with "A-1" short-term debt rating or better by a NRSRO; or "A" long-term rating category or better by a NRSRO; 30% max; 5% max per issuer; Issued by a nationally or state-chartered bank, or a federal or state association, a state or federal credit union, or by a federally-licensed or state-licensed branch of a foreign bank.	Complies
Negotiable Certificates of Deposit (NCD)	Non-Negotiable Certificates of Deposit in state or federally chartered banks, savings and loans, or credit unions; The amount per institution is limited to maximum covered under FDIC; 20% max combined FDIC & Collateralized CD/TD	Complies
FDIC Insured Time Deposits (Non-negotiable CD/TD)	Non-Negotiable Certificates of Deposit in state or federally chartered banks, savings and loans, or credit unions in excess of insured amounts which are fully collateralized with securities in accordance with California law; 20% max combined FDIC & Collateralized CD/TD	Complies
Collateralized Time Deposits (Non-negotiable CD/TD)	Collateralized CD/TD	Complies
Collateralized Bank Deposits	Deposits must be properly collateralized in accordance with California Government Code	Complies
Banker's Acceptances	"A-1" short-term debt rated or better by a NRSRO; or "A" long-term debt rating category or better by a NRSRO; 40% max; 5% max per issuer; 180 days max maturity	Complies
Commercial Paper	40% max; 5% max per issuer; 10% max of the outstanding commercial paper of any single issuer; 270 days max maturity; Issued by an entity that meets all of the following conditions in either (a) or (b): a. Securities issued by corporations; (i) organized and operating within the U.S. with assets > \$500 million; (ii) "A-1" rated or better by a NRSRO; (iii) "A" rating or better by a NRSRO, if issuer has debt obligations; b. Securities issued by other entities: (i) organized within the U.S. as a special purpose corporation, trust, or limited liability company; (ii) must have program-wide credit enhancements including, but not limited to, overcollateralization, letters of credit, or a surety bond; (iii) rated "A-1" or better by a NRSRO	Complies

Money Market Mutual Funds	Registered with SEC under Investment Company Act of 1940 that meet criteria pursuant to Government Code 53601; 20% max combined Money Market Mutual Funds and Mutual Funds; 20% max per Money Market Mutual Fund	Complies
Mutual Funds	20% max combined Money Market Mutual Funds and Mutual Funds; 10% max per Mutual Fund	Complies
Local Agency Investment Fund (LAIF)	Maximum amount permitted by LAIF	Complies
California Asset Management Program (CAMP)	CAMP deposit limit is calculated at 20% of total portfolio; Due diligence must be conducted on an annual basis	Complies
Repurchase Agreements	102% Collateralized by either U.S. Treasuries or U.S. Federal Agencies; 1 year max maturity; Not used by investment adviser	Complies
Max Per Issuer	5% max per issuer, unless otherwise specified in the policy	Complies
Maximum Maturity	5 years maximum maturity	Complies

\* Complied at time of purchase; Issuer concentration (MUF@ 7.99%)



CUSIP	Security Description	Par Value/Units	Purchase Date Book Yield	Cost Value Book Value	Mkt Price Mkt YTM	Market Value Accrued Int.	% of Port. Gain/Loss	Moody/S&P Fitch	Maturity Duration
<b>ABS</b>									
44891WAC3	Hyundai Auto Lease Trust 2022-A A3 1.16% Due 1/15/2025	540,000.00	01/11/2022 1.16%	539,988.07 539,989.56	97.23 2.97%	525,019.32 278.40	0.17% (14,970.24)	Aaa / AAA NR	2.72 1.55
89238LAC4	Toyota Lease Owner Trust 2022-A A3 1.96% Due 2/20/2025	1,315,000.00	02/23/2022 1.98%	1,314,793.02 1,314,808.24	97.66 3.29%	1,284,217.17 787.54	0.42% (30,591.07)	NR / AAA AAA	2.81 1.79
36265MAC9	GM Financial Auto Lease Trust 2022-1 A3 1.9% Due 3/20/2025	1,075,000.00	02/15/2022 1.91%	1,074,990.75 1,074,991.54	98.06 3.07%	1,054,163.27 624.10	0.35% (20,828.27)	Aaa / NR AAA	2.89 1.68
05601XAC3	BMW Vehicle Lease Trust 2022-1 A3 1.1% Due 3/25/2025	450,000.00	01/11/2022 1.11%	449,932.73 449,941.35	97.40 2.91%	438,312.15 82.50	0.14% (11,629.20)	NR / AAA AAA	2.90 1.45
43815BAC4	Honda Auto Receivables Trust 2022-1 A3 1.88% Due 5/15/2026	845,000.00	02/15/2022 1.89%	844,872.91 844,880.14	97.25 3.28%	821,781.09 706.04	0.27% (23,099.05)	Aaa / AAA NR	4.04 1.99
<b>Total ABS</b>		<b>4,225,000.00</b>	<b>1.75%</b>	<b>4,224,577.48</b> <b>4,224,610.83</b>	<b>3.15%</b>	<b>4,123,493.00</b> <b>2,478.58</b>	<b>1.36%</b> <b>(101,117.83)</b>	<b>Aaa / AAA</b> <b>AAA</b>	<b>3.08</b> <b>1.73</b>
<b>AGENCY</b>									
3137EAER6	FHLMC Note 0.375% Due 5/5/2023	2,000,000.00	08/27/2021 0.21%	2,005,600.00 2,003,370.96	98.18 2.20%	1,963,598.00 3,666.67	0.65% (39,772.96)	Aaa / AA+ AAA	1.01 1.00
3133ENDK3	FCB Note 0.35% Due 6/8/2023	2,500,000.00	12/30/2021 0.60%	2,491,200.00 2,493,244.95	97.97 2.22%	2,449,337.50 3,475.69	0.81% (43,907.45)	Aaa / AA+ AAA	1.11 1.09
3133EMZE1	FCB Note 0.16% Due 8/10/2023	2,000,000.00	08/19/2021 0.22%	1,997,660.00 1,998,485.50	97.30 2.32%	1,945,960.00 720.00	0.64% (52,525.50)	Aaa / AA+ AAA	1.28 1.26
3130APU29	FHLB Note 0.5% Due 11/9/2023	2,400,000.00	12/30/2021 0.74%	2,389,344.00 2,391,258.63	97.00 2.52%	2,327,904.00 5,633.33	0.77% (63,354.63)	Aaa / AA+ NR	1.53 1.50
3133ENEX4	FCB Note 0.55% Due 11/24/2023	2,400,000.00	12/30/2021 0.75%	2,390,904.00 2,392,503.01	97.11 2.44%	2,330,644.80 5,756.67	0.77% (61,858.21)	Aaa / AA+ AAA	1.57 1.54
3130A3VC5	FHLB Note 2.25% Due 12/8/2023	2,400,000.00	12/30/2021 0.75%	2,468,928.00 2,457,050.58	99.54 2.54%	2,388,902.40 21,450.00	0.79% (68,148.18)	Aaa / AA+ NR	1.61 1.55
3130A8HK2	FHLB Note 1.75% Due 6/14/2024	2,000,000.00	08/30/2021 0.38%	2,075,660.00 2,057,543.18	98.01 2.72%	1,960,112.00 13,319.44	0.65% (97,431.18)	Aaa / AA+ NR	2.13 2.05
3133EMV25	FCB Note 0.45% Due 7/23/2024	2,000,000.00	08/19/2021 0.42%	2,001,880.00 2,001,432.88	95.04 2.76%	1,900,750.00 2,450.00	0.63% (100,682.88)	Aaa / AA+ AAA	2.23 2.19

# County of San Benito Consolidated

Account #10834

## Holdings Report

As of April 30, 2022



CUSIP	Security Description	Par Value/Units	Purchase Date	Cost Value	Mkt Price	Market Value	% of Port.	Moody/S&P	Maturity
AGENCY			Book Yield	Book Value	Mkt YTM	Accrued Int.	Gain/Loss	Fitch	Duration
3133ENPG9	FCB Note 1.75% Due 2/14/2025	2,095,000.00	02/10/2022	2,089,406.35	96.95	2,031,066.89	0.67%	Aaa / AA+	2.80
			1.84%	2,089,789.48	2.90%	7,739.86	(58,722.59)	AAA	2.68
3133ENPY0	FCB Note 1.75% Due 2/25/2025	800,000.00	02/28/2022	800,640.00	96.99	775,892.00	0.26%	Aaa / AA+	2.83
			1.72%	800,603.70	2.87%	2,566.67	(24,711.70)	AAA	2.71
3133ELVQ4	FCB Note 0.95% Due 4/1/2025	2,000,000.00	08/24/2021	2,026,400.00	94.57	1,891,474.00	0.62%	Aaa / AA+	2.92
			0.58%	2,021,401.06	2.90%	1,583.33	(129,927.06)	AAA	2.84
3137EAEU9	FHLMC Note 0.375% Due 7/21/2025	2,550,000.00	11/29/2021	2,488,953.00	92.30	2,353,734.15	0.78%	Aaa / AA+	3.23
			1.05%	2,495,935.05	2.89%	2,656.25	(142,200.90)	AAA	3.16
3130A8ZQ9	FHLB Note 1.75% Due 9/12/2025	2,000,000.00	10/14/2021	2,067,300.00	96.28	1,925,572.00	0.64%	Aaa / AA+	3.37
			0.87%	2,057,968.49	2.92%	4,763.89	(132,396.49)	NR	3.23
<b>Total Agency</b>		<b>27,145,000.00</b>	<b>0.74%</b>	<b>27,293,875.35</b>	<b>2.61%</b>	<b>26,244,947.74</b>	<b>8.67%</b>	<b>Aaa / AA+</b>	<b>2.06</b>
				<b>27,260,587.47</b>		<b>75,781.80</b>	<b>(1,015,639.73)</b>	<b>AAA</b>	<b>2.01</b>
<b>CASH</b>									
992118\$20	CASH WF - Checking Account	6,008,667.73	Various	6,008,667.73	1.00	6,008,667.73	1.98%	NR / NR	0.00
			0.00%	6,008,667.73	0.00%	0.00	0.00	NR	0.00
992118\$21	CASH River City - Cash	579,796.32	Various	579,796.32	1.00	579,796.32	0.19%	NR / NR	0.00
			0.00%	579,796.32	0.00%	0.00	0.00	NR	0.00
<b>Total Cash</b>		<b>6,588,464.05</b>	<b>N/A</b>	<b>6,588,464.05</b>	<b>0.00%</b>	<b>6,588,464.05</b>	<b>2.17%</b>	<b>NR / NR</b>	<b>0.00</b>
				<b>6,588,464.05</b>		<b>0.00</b>	<b>0.00</b>	<b>NR</b>	<b>0.00</b>
<b>CMO</b>									
3137BSRES	FHLMC K059 A2 3.12% Due 9/25/2026	1,925,000.00	02/18/2022	2,007,714.84	99.58	1,916,843.78	0.63%	NR / AAA	4.41
			1.98%	2,004,406.25	3.20%	5,005.00	(87,562.47)	AAA	3.97
<b>Total CMO</b>		<b>1,925,000.00</b>	<b>1.98%</b>	<b>2,007,714.84</b>	<b>3.20%</b>	<b>1,916,843.78</b>	<b>0.63%</b>	<b>NR / AAA</b>	<b>4.41</b>
				<b>2,004,406.25</b>		<b>5,005.00</b>	<b>(87,562.47)</b>	<b>AAA</b>	<b>3.97</b>
<b>CORPORATE</b>									
606822AQ7	Mitsubishi UFG Fin Grp Note 1.757% Due 7/25/2022	24,229,000.00	04/16/2021	24,446,091.84	100.07	24,247,050.61	7.99%	A1 / A-	0.24
			1.06%	24,268,683.45	1.44%	7,094.49	(21,632.84)	A-	0.24
037833DV9	Apple Inc Note 0.75% Due 5/11/2023	1,500,000.00	08/06/2021	1,512,420.00	98.56	1,478,419.50	0.49%	Aaa / AA+	1.03
			0.28%	1,507,288.73	2.17%	5,312.50	(28,869.23)	NR	1.01

County of San Benito Consolidated

Account #10834

Holdings Report

As of April 30, 2022



CUSIP	Security Description	Par Value/Units	Purchase Date	Cost Value	Mkt Price	Market Value	% of Port.	Moody/S&P	Maturity
			Book Yield	Book Value	Mkt YTM	Accrued Int.	Gain/Loss	Fitch	Duration
<b>CORPORATE</b>									
594918BX1	Microsoft Callable Note Cont 12/6/2023	1,800,000.00	10/18/2021	1,885,032.00	100.15	1,802,745.00	0.60%	Aaa / AAA	1.77
	2.875% Due 2/6/2024		0.64%	1,853,910.80	2.78%	12,218.75	(61,165.80)	AAA	1.54
02079KAB3	Alphabet Inc Note	1,800,000.00	10/18/2021	1,913,382.00	101.23	1,822,125.60	0.60%	Aa2 / AA+	1.82
	3.375% Due 2/25/2024		0.67%	1,887,877.66	2.68%	11,137.50	(65,752.06)	NR	1.75
023135BW5	Amazon.com Inc Note	1,500,000.00	08/06/2021	1,499,880.00	95.50	1,432,480.50	0.47%	A1 / AA	2.04
	0.45% Due 5/12/2024		0.45%	1,499,911.49	2.74%	3,168.75	(67,430.99)	AA-	1.99
24422EVV2	John Deere Capital Corp Note	655,000.00	01/04/2022	654,692.15	95.07	622,682.30	0.21%	A2 / A	2.70
	1.25% Due 1/10/2025		1.27%	654,723.33	3.17%	2,524.48	(32,041.03)	A	2.61
64952WEK5	New York Life Global Note	1,680,000.00	01/11/2022	1,678,185.60	95.29	1,600,826.64	0.53%	Aaa / AA+	2.71
	1.45% Due 1/14/2025		1.49%	1,678,362.74	3.28%	7,240.33	(77,536.10)	AAA	2.61
023135CE4	Amazon.com Inc Note	385,000.00	04/11/2022	384,387.85	99.80	384,246.17	0.13%	A1 / AA	2.96
	3% Due 4/13/2025		3.06%	384,397.90	3.07%	577.50	(151.73)	AA-	2.80
46647PCH7	JP Morgan Chase & Co Callable Note	1,800,000.00	12/30/2021	1,779,894.00	94.12	1,694,199.60	0.56%	A2 / A-	3.09
	Cont 6/1/2024		1.16%	1,781,843.38	2.83%	6,180.00	(87,643.78)	AA-	3.00
	0.824% Due 6/1/2025								
438516CB0	Honeywell Intl Callable Note Cont	2,000,000.00	01/31/2022	1,976,960.00	94.72	1,894,494.00	0.63%	A2 / A	3.09
	5/1/2025		1.71%	1,978,628.74	3.16%	11,250.00	(84,134.74)	A	2.97
	1.35% Due 6/1/2025								
857477BR3	State Street Bank Callable Note Cont	2,000,000.00	Various	1,982,049.25	95.27	1,905,336.00	0.63%	A1 / A	3.78
	2/6/2025		2.04%	1,982,870.28	3.17%	8,148.00	(77,534.28)	AA-	3.58
	1.746% Due 2/6/2026								
06051GJK6	Bank of America Corp Callable Note	2,000,000.00	01/27/2022	1,923,920.00	90.29	1,805,894.00	0.59%	A2 / A-	4.49
	Cont 10/24/2025		2.07%	1,927,884.79	3.58%	465.50	(121,990.79)	AA-	4.29
	1.197% Due 10/24/2026								
87612EBM7	Target Corp Callable Note Cont	2,000,000.00	Various	1,981,258.10	93.77	1,875,416.00	0.62%	A2 / A	4.72
	12/15/2026		2.15%	1,981,976.25	3.39%	10,508.33	(106,560.25)	A	4.41
	1.95% Due 1/15/2027								
742718FV6	Procter & Gamble Co Note	2,615,000.00	01/27/2022	2,611,286.70	94.29	2,465,565.83	0.82%	Aa3 / AA-	4.76
	1.9% Due 2/1/2027		1.93%	2,611,467.69	3.21%	12,421.25	(145,901.86)	NR	4.47
89236TIZ9	Toyota Motor Credit Corp Note	1,320,000.00	03/17/2022	1,319,881.20	97.25	1,283,681.52	0.42%	A1 / A+	4.90
	3.05% Due 3/22/2027		3.05%	1,319,883.80	3.67%	4,361.50	(36,202.28)	A+	4.48
<b>Total Corporate</b>		<b>47,284,000.00</b>		<b>47,549,320.69</b>		<b>46,315,163.27</b>	<b>15.29%</b>	<b>A1 / A</b>	<b>1.67</b>
			<b>1.28%</b>	<b>47,329,711.03</b>	<b>2.22%</b>	<b>102,608.88</b>	<b>(1,014,547.76)</b>	<b>A</b>	<b>1.59</b>

County of San Benito Consolidated

Account #10834

Holdings Report

As of April 30, 2022



CUSIP	Security Description	Par Value/Units	Purchase Date	Cost Value	Mkt Price	Market Value	% of Port.	Moody/S&P	Maturity
			Book Yield	Book Value	Mkt YTM	Accrued Int.	Gain/Loss	Fitch	Duration
<b>LAIF</b>									
90LAIF\$00	Local Agency Investment Fund State Pool	74,918,000.00	Various	74,918,000.00	1.00	74,918,000.00	24.69%	NR / NR	0.00
			0.60%	74,918,000.00	0.60%	32,054.24	0.00	NR	0.00
<b>Total LAIF</b>		<b>74,918,000.00</b>	<b>0.60%</b>	<b>74,918,000.00</b>	<b>0.60%</b>	<b>74,918,000.00</b>	<b>24.69%</b>	<b>NR / NR</b>	<b>0.00</b>
						<b>32,054.24</b>	<b>0.00</b>	<b>NR</b>	<b>0.00</b>
<b>LOCAL GOV INVESTMENT POOL</b>									
90CAMP\$01	California Asset Mgmt Program CAMP	67,988,161.56	Various	67,988,161.56	1.00	67,988,161.56	22.39%	NR / AAA	0.00
			0.52%	67,988,161.56	0.52%	0.00	0.00	NR	0.00
<b>Total Local Gov Investment Pool</b>		<b>67,988,161.56</b>	<b>0.52%</b>	<b>67,988,161.56</b>	<b>0.52%</b>	<b>67,988,161.56</b>	<b>22.39%</b>	<b>NR / AAA</b>	<b>0.00</b>
						<b>0.00</b>	<b>0.00</b>	<b>NR</b>	<b>0.00</b>
<b>MONEY MARKET FUND</b>									
316175108	Fidelity Institutional Govt Money Market Fund	201,161.03	Various	201,161.03	1.00	201,161.03	0.07%	Aaa / AAA	0.00
			0.15%	201,161.03	0.15%	0.00	0.00	NR	0.00
<b>Total Money Market Fund</b>		<b>201,161.03</b>	<b>0.15%</b>	<b>201,161.03</b>	<b>0.15%</b>	<b>201,161.03</b>	<b>0.07%</b>	<b>Aaa / AAA</b>	<b>0.00</b>
						<b>0.00</b>	<b>0.00</b>	<b>NR</b>	<b>0.00</b>
<b>NEGOTIABLE CD</b>									
86959RQE3	Svenska Handelsbanken NY Yankee CD	1,500,000.00	08/27/2021	1,500,630.46	99.99	1,499,889.00	0.50%	P-1 / A-1+	0.03
			0.17%	1,500,022.43	0.50%	3,411.67	(133.43)	F-1+	0.03
78012UJ78	Royal Bank of Canada Yankee CD	1,500,000.00	08/27/2021	1,500,316.01	99.99	1,499,826.00	0.50%	P-1 / A-1+	0.03
			0.17%	1,500,012.44	0.58%	2,958.33	(186.44)	F-1+	0.03
96130AKE7	Westpac Banking Corp NY Yankee CD	1,500,000.00	10/25/2021	1,499,674.30	99.81	1,497,126.00	0.49%	P-1 / A-1+	0.20
			0.21%	1,499,908.55	1.11%	2,190.00	(2,782.55)	F-1	0.20
06367CK89	Bank of Montreal Chicago Yankee CD	1,500,000.00	08/19/2021	1,499,999.98	99.65	1,494,715.50	0.49%	P-1 / A-1	0.30
			0.20%	1,499,999.99	1.35%	2,125.00	(5,284.49)	F-1+	0.30
89114WFD2	Toronto Dominion Yankee CD	1,500,000.00	08/30/2021	1,500,000.00	99.54	1,493,035.50	0.49%	P-1 / A-1+	0.34
			0.19%	1,500,000.00	1.55%	1,923.75	(6,964.50)	F-1+	0.33

County of San Benito Consolidated

Account #10834

Holdings Report

As of April 30, 2022



CUSIP	Security Description	Par Value/Units	Purchase Date	Cost Value	Mkt Price	Market Value	% of Port.	Moody/S&P	Maturity
			Book Yield	Book Value	Mkt YTM	Accrued Int.	Gain/Loss	Fitch	Duration
<b>NEGOTIABLE CD</b>									
06417MRL1	Bank of Nova Scotia Houston Yankee CD 0.2% Due 9/21/2022	1,500,000.00	09/27/2021 0.20%	1,499,999.88 1,499,999.95	99.50 1.46%	1,492,468.50 1,850.00	0.49% (7,531.45)	P-1/A-1 F-1+	0.39
96130ALA4	Westpac Banking Corp NY Yankee CD 0.3% Due 10/26/2022	1,500,000.00	10/28/2021 0.34%	1,499,398.59 1,499,704.28	99.21 1.90%	1,488,163.50 2,337.50	0.49% (11,540.78)	P-1/A-1+ F-1	0.49
89114WPI3	Toronto Dominion Yankee CD 0.7% Due 12/1/2022	1,450,000.00	01/20/2022 0.70%	1,450,000.00 1,450,000.00	99.39 1.73%	1,441,131.80 2,819.44	0.48% (8,868.20)	P-1/A-1+ F-1+	0.59
78012U3M5	Royal Bank of Canada Yankee CD 1.35% Due 2/14/2023	1,600,000.00	02/11/2022 1.35%	1,600,000.00 1,600,000.00	99.13 2.44%	1,586,088.00 4,560.00	0.52% (13,912.00)	P-1/A-1+ F-1+	0.79
<b>Total Negotiable CD</b>		<b>13,550,000.00</b>	<b>0.40%</b>	<b>13,550,019.22</b> <b>13,549,647.64</b>	<b>1.41%</b>	<b>13,492,443.80</b> <b>24,175.69</b>	<b>4.45%</b> <b>(57,203.84)</b>	<b>Aaa/AAA</b> <b>AAA</b>	<b>0.35</b> <b>0.35</b>
<b>US TREASURY</b>									
91282CBG5	US Treasury Note 0.125% Due 1/31/2023	350,000.00	10/29/2021 0.27%	349,357.42 349,615.01	98.72 1.84%	345,515.80 108.77	0.11% (4,099.21)	Aaa/AA+ AAA	0.76
912828ZD5	US Treasury Note 0.5% Due 3/15/2023	2,150,000.00	10/29/2021 0.33%	2,155,039.06 2,153,192.07	98.72 1.98%	2,122,538.05 1,372.96	0.70% (30,654.02)	Aaa/AA+ AAA	0.87
91282CCK5	US Treasury Note 0.125% Due 6/30/2023	2,350,000.00	10/28/2021 0.39%	2,339,443.36 2,342,632.89	97.53 2.28%	2,291,891.55 981.87	0.76% (50,741.34)	Aaa/AA+ AAA	1.17
91282CCN9	US Treasury Note 0.125% Due 7/31/2023	2,800,000.00	10/28/2021 0.43%	2,785,125.00 2,789,401.56	97.25 2.37%	2,722,890.80 870.17	0.90% (66,510.76)	Aaa/AA+ AAA	1.25
91282CCU3	US Treasury Note 0.125% Due 8/31/2023	2,000,000.00	10/14/2021 0.34%	1,991,953.13 1,994,279.09	96.98 2.44%	1,939,688.00 421.20	0.64% (54,591.09)	Aaa/AA+ AAA	1.34
91282CAK7	US Treasury Note 0.125% Due 9/15/2023	2,000,000.00	08/18/2021 0.24%	1,995,078.13 1,996,736.09	96.91 2.42%	1,938,282.00 319.29	0.64% (58,454.09)	Aaa/AA+ AAA	1.38
91282CAP6	US Treasury Note 0.125% Due 10/15/2023	2,000,000.00	08/06/2021 0.25%	1,994,609.38 1,996,401.74	96.65 2.48%	1,932,968.00 109.29	0.64% (63,433.74)	Aaa/AA+ AAA	1.46
91282CAW1	US Treasury Note 0.25% Due 11/15/2023	2,800,000.00	10/28/2021 0.52%	2,784,578.13 2,788,376.82	96.58 2.52%	2,704,296.00 3,229.28	0.89% (84,080.82)	Aaa/AA+ AAA	1.55
91282CBA8	US Treasury Note 0.125% Due 12/15/2023	2,000,000.00	08/18/2021 0.29%	1,992,187.50 1,994,536.78	96.14 2.57%	1,922,734.00 940.93	0.63% (71,802.78)	Aaa/AA+ AAA	1.63
91282CBE0	US Treasury Note 0.125% Due 1/15/2024	2,800,000.00	10/28/2021 0.58%	2,771,890.63 2,778,291.77	95.88 2.60%	2,684,609.20 1,024.86	0.88% (93,682.57)	Aaa/AA+ AAA	1.71

County of San Benito Consolidated

Account #10834

Holdings Report

As of April 30, 2022



CUSIP	Security Description	Par Value/Units	Purchase Date	Cost Value	Mkt Price	Market Value	% of Port.	Moody/S&P	Maturity
			Book Yield	Book Value	Mkt YTM	Accrued Int.	Gain/Loss	Fitch	Duration
US TREASURY									
91282CBR1	US Treasury Note 0.25% Due 3/15/2024	2,000,000.00	10/14/2021 0.48%	1,988,750.00 1,991,275.51	95.62 2.66%	1,912,344.00 638.59	0.63% (78,931.51)	Aaa / AA+ AAA	1.88 1.85
91282CBV2	US Treasury Note 0.375% Due 4/15/2024	2,000,000.00	10/14/2021 0.51%	1,993,437.50 1,994,860.69	95.60 2.70%	1,912,032.00 327.87	0.63% (82,828.69)	Aaa / AA+ AAA	1.96 1.93
91282CC3	US Treasury Note 0.25% Due 5/15/2024	2,550,000.00	11/29/2021 0.71%	2,521,412.11 2,526,256.43	95.13 2.72%	2,425,786.95 2,940.95	0.80% (100,469.48)	Aaa / AA+ AAA	2.04 2.01
91282CCG4	US Treasury Note 0.25% Due 6/15/2024	2,000,000.00	08/24/2021 0.41%	1,991,015.63 1,993,198.17	94.87 2.75%	1,897,422.00 1,881.87	0.63% (95,776.17)	Aaa / AA+ AAA	2.13 2.09
91282CCL3	US Treasury Note 0.375% Due 7/15/2024	2,000,000.00	10/25/2021 0.69%	1,983,046.88 1,986,239.46	94.92 2.76%	1,898,438.00 2,196.13	0.63% (87,801.46)	Aaa / AA+ AAA	2.21 2.17
91282CCT6	US Treasury Note 0.375% Due 8/15/2024	2,000,000.00	10/14/2021 0.58%	1,988,437.50 1,990,649.46	94.66 2.79%	1,893,124.00 1,553.87	0.62% (97,525.46)	Aaa / AA+ AAA	2.30 2.25
91282CCX7	US Treasury Note 0.375% Due 9/15/2024	2,000,000.00	10/14/2021 0.61%	1,986,562.50 1,989,058.40	94.42 2.82%	1,888,360.00 957.88	0.62% (100,698.40)	Aaa / AA+ AAA	2.38 2.33
91282CDB4	US Treasury Note 0.625% Due 10/15/2024	2,000,000.00	10/14/2021 0.64%	1,999,218.75 1,999,359.89	94.82 2.82%	1,896,484.00 546.45	0.62% (102,875.89)	Aaa / AA+ AAA	2.46 2.41
912828VV6	US Treasury Note 1.5% Due 11/30/2024	2,000,000.00	11/03/2021 0.77%	2,044,062.50 2,037,072.19	96.68 2.84%	1,933,672.00 12,527.47	0.64% (103,400.19)	Aaa / AA+ AAA	2.59 2.49
91282CDN8	US Treasury Note 1% Due 12/15/2024	2,500,000.00	12/30/2021 0.98%	2,501,562.50 2,501,386.16	95.38 2.84%	2,384,472.50 9,409.34	0.79% (116,913.66)	Aaa / AA+ AAA	2.63 2.55
912828Z52	US Treasury Note 1.375% Due 1/31/2025	2,550,000.00	11/29/2021 0.90%	2,587,951.17 2,582,969.67	96.09 2.86%	2,450,190.45 8,717.20	0.81% (132,779.22)	Aaa / AA+ AAA	2.76 2.66
912828ZF0	US Treasury Note 0.5% Due 3/31/2025	2,550,000.00	11/29/2021 0.95%	2,512,646.48 2,517,311.83	93.42 2.87%	2,382,258.45 1,079.92	0.79% (135,053.38)	Aaa / AA+ AAA	2.92 2.86
912828ZT0	US Treasury Note 0.25% Due 5/31/2025	2,500,000.00	12/30/2021 1.08%	2,430,175.78 2,437,001.55	92.25 2.89%	2,306,347.50 2,609.89	0.76% (130,654.05)	Aaa / AA+ AAA	3.09 3.03
91282CA0	US Treasury Note 0.25% Due 8/31/2025	2,500,000.00	01/27/2022 1.52%	2,389,843.75 2,397,658.04	91.58 2.92%	2,289,550.00 1,052.99	0.75% (108,108.04)	Aaa / AA+ AAA	3.34 3.27
91282CAZ4	US Treasury Note 0.375% Due 11/30/2025	2,500,000.00	01/25/2022 1.45%	2,400,195.31 2,406,948.48	91.36 2.93%	2,283,985.00 3,914.84	0.75% (122,963.48)	Aaa / AA+ AAA	3.59 3.51

County of San Benito Consolidated

Account #10834

Holdings Report

As of April 30, 2022



CUSIP	Security Description	Par Value/Units	Purchase Date	Cost Value	Mkt Price	Market Value	% of Port.	Moody/S&P	Maturity
			Book Yield	Book Value	Mkt YTM	Accrued Int.	Gain/Loss	Fitch	Duration
<b>US TREASURY</b>									
91282CBC4	US Treasury Note 0.375% Due 12/31/2025	2,000,000.00	01/27/2022	1,910,156.25	91.18	1,823,594.00	0.60%	Aaa / AA+	3.67
			1.56%	1,915,987.00	2.93%	2,506.91	(92,393.00)	AAA	3.59
91282CBH3	US Treasury Note 0.375% Due 1/31/2026	2,500,000.00	01/27/2022	2,383,105.47	90.96	2,274,022.50	0.75%	Aaa / AA+	3.76
			1.58%	2,390,531.15	2.94%	2,330.80	(116,508.65)	AAA	3.67
91282CBQ3	US Treasury Note 0.5% Due 2/28/2026	3,000,000.00	02/22/2022	2,842,148.44	91.22	2,736,564.00	0.90%	Aaa / AA+	3.84
			1.87%	2,849,362.67	2.94%	2,527.17	(112,798.67)	AAA	3.74
91282CF6	US Treasury Note 0.75% Due 5/31/2026	2,500,000.00	01/25/2022	2,419,824.22	91.61	2,290,332.50	0.76%	Aaa / AA+	4.09
			1.52%	2,424,626.68	2.94%	7,829.67	(134,294.18)	AAA	3.96
<b>Total US Treasury</b>		<b>64,900,000.00</b>	<b>0.81%</b>	<b>64,032,814.48</b>	<b>2.69%</b>	<b>61,484,393.25</b>	<b>20.28%</b>	<b>Aaa / AA+</b>	<b>2.36</b>
				<b>64,115,217.25</b>		<b>74,928.43</b>	<b>(2,630,824.00)</b>	<b>AAA</b>	<b>2.31</b>
<b>TOTAL PORTFOLIO</b>									
		<b>308,724,786.64</b>	<b>0.75%</b>	<b>308,354,108.70</b>	<b>1.50%</b>	<b>303,273,071.48</b>	<b>100.00%</b>	<b>Aa1 / AA+</b>	<b>1.00</b>
				<b>308,179,967.11</b>		<b>317,032.62</b>	<b>(4,906,895.63)</b>	<b>AA+</b>	<b>0.95</b>
<b>TOTAL MARKET VALUE PLUS ACCRUED</b>									
						<b>303,590,104.10</b>			

County of San Benito Consolidated

Account #10834

Transaction Ledger

As of April 30, 2022



Transaction Type	Settlement Date	CUSIP	Quantity	Security Description	Price	Acq/Disp Yield	Amount	Interest Pur/Sold	Total Amount	Gain/Loss
<b>ACQUISITIONS</b>										
Purchase	04/01/2022	316175108	9,500.00	Fidelity Institutional Govt Money Market Fund	1.000	0.12%	9,500.00	0.00	9,500.00	0.00
Purchase	04/01/2022	316175108	35.12	Fidelity Institutional Govt Money Market Fund	1.000	0.12%	35.12	0.00	35.12	0.00
Purchase	04/13/2022	023135CE4	385,000.00	Amazon.com Inc Note 3% Due 4/13/2025	99.841	3.06%	384,387.85	0.00	384,387.85	0.00
Purchase	04/13/2022	316175108	440,175.68	Fidelity Institutional Govt Money Market Fund	1.000	0.12%	440,175.68	0.00	440,175.68	0.00
Purchase	04/15/2022	316175108	11,250.00	Fidelity Institutional Govt Money Market Fund	1.000	0.12%	11,250.00	0.00	11,250.00	0.00
Purchase	04/15/2022	316175108	1,323.83	Fidelity Institutional Govt Money Market Fund	1.000	0.12%	1,323.83	0.00	1,323.83	0.00
Purchase	04/15/2022	316175108	522.00	Fidelity Institutional Govt Money Market Fund	1.000	0.12%	522.00	0.00	522.00	0.00
Purchase	04/15/2022	90LAI\$500	59,080.11	Local Agency Investment Fund State Pool	1.000	0.42%	59,080.11	0.00	59,080.11	0.00
Purchase	04/20/2022	316175108	1,702.09	Fidelity Institutional Govt Money Market Fund	1.000	0.12%	1,702.09	0.00	1,702.09	0.00
Purchase	04/20/2022	316175108	2,147.83	Fidelity Institutional Govt Money Market Fund	1.000	0.12%	2,147.83	0.00	2,147.83	0.00
Purchase	04/24/2022	316175108	11,970.00	Fidelity Institutional Govt Money Market Fund	1.000	0.12%	11,970.00	0.00	11,970.00	0.00
Purchase	04/25/2022	316175108	63,462.41	Fidelity Institutional Govt Money Market Fund	1.000	0.12%	63,462.41	0.00	63,462.41	0.00
Purchase	04/25/2022	316175108	412.50	Fidelity Institutional Govt Money Market Fund	1.000	0.12%	412.50	0.00	412.50	0.00
Purchase	04/25/2022	316175108	5,005.00	Fidelity Institutional Govt Money Market Fund	1.000	0.12%	5,005.00	0.00	5,005.00	0.00
Purchase	04/29/2022	90CAMP\$01	23,983.94	California Asset Mgmt Program CAMP	1.000	0.25%	23,983.94	0.00	23,983.94	0.00
Purchase	04/30/2022	992118\$21	160.58	CASH River City - Cash	1.000		160.58	0.00	160.58	0.00
<b>Subtotal</b>			<b>1,015,731.09</b>				<b>1,015,118.94</b>	<b>0.00</b>	<b>1,015,118.94</b>	<b>0.00</b>

County of San Benito Consolidated

Account #10834

Transaction Ledger

As of April 30, 2022



Transaction Type	Settlement Date	CUSIP	Quantity	Security Description	Price	Acq/Disp Yield	Amount	Interest Pur/Sold	Total Amount	Gain/Loss
<b>ACQUISITIONS</b>										
Security Contribution	04/29/2022	90CAMPS01	38,000,000.00	California Asset Mgmt Program CAMP	1.000		38,000,000.00	0.00	38,000,000.00	0.00
Security Contribution	04/30/2022	992118S20	1,184,165.34	CASH WF - Checking Account	1.000		1,184,165.34	0.00	1,184,165.34	0.00
<b>Subtotal</b>			<b>39,184,165.34</b>				<b>39,184,165.34</b>	<b>0.00</b>	<b>39,184,165.34</b>	<b>0.00</b>
Short Sale	04/13/2022	316175108	-384,387.85	Fidelity Institutional Govt Money Market Fund	1.000		-384,387.85	0.00	-384,387.85	0.00
<b>Subtotal</b>			<b>-384,387.85</b>				<b>-384,387.85</b>	<b>0.00</b>	<b>-384,387.85</b>	<b>0.00</b>
<b>TOTAL ACQUISITIONS</b>							<b>39,815,508.58</b>	<b>0.00</b>	<b>39,815,508.58</b>	<b>0.00</b>
<b>DISPOSITIONS</b>										
Closing Purchase	04/13/2022	316175108	-384,387.85	Fidelity Institutional Govt Money Market Fund	1.000		-384,387.85	0.00	-384,387.85	0.00
<b>Subtotal</b>			<b>-384,387.85</b>				<b>-384,387.85</b>	<b>0.00</b>	<b>-384,387.85</b>	<b>0.00</b>
Sale	04/13/2022	316175108	384,387.85	Fidelity Institutional Govt Money Market Fund	1.000	0.12%	384,387.85	0.00	384,387.85	0.00
Sale	04/13/2022	91282CCK5	450,000.00	US Treasury Note 0.125% Due 6/30/2023	97.781	0.39%	440,015.63	160.05	440,175.68	-8,513.90
<b>Subtotal</b>			<b>834,387.85</b>				<b>824,403.48</b>	<b>160.05</b>	<b>824,563.53</b>	<b>-8,513.90</b>
Paydown	04/15/2022	43815BAC4	0.00	Honda Auto Receivables Trust 2022-1 A3 1.88% Due 5/15/2026	100.000		0.00	1,323.83	1,323.83	0.00
Paydown	04/15/2022	44891WAC3	0.00	Hyundai Auto Lease Trust 2022-A A3 1.16% Due 1/15/2025	100.000		0.00	522.00	522.00	0.00
Paydown	04/20/2022	36265MAC9	0.00	GM Financial Auto Lease Trust 2022-1 A3 1.9% Due 3/20/2025	100.000		0.00	1,702.09	1,702.09	0.00
Paydown	04/20/2022	89238LAC4	0.00	Toyota Lease Owner Trust 2022-A A3 1.96% Due 2/20/2025	100.000		0.00	2,147.83	2,147.83	0.00

County of San Benito Consolidated

Account #10834

Transaction Ledger

As of April 30, 2022



Transaction Type	Settlement Date	CUSIP	Quantity	Security Description	Price	Acq/Disp Yield	Amount	Interest Pur/Sold	Total Amount	Gain/Loss
<b>DISPOSITIONS</b>										
Paydown	04/25/2022	05601XAC3	0.00	BMW Vehicle Lease Trust 2022-1 A3 1.1% Due 3/25/2025	100.000		0.00	412.50	412.50	0.00
Paydown	04/25/2022	3137BSRES	0.00	FHLMC K059 A2 3.12% Due 9/25/2026	100.000		0.00	5,005.00	5,005.00	0.00
<b>Subtotal</b>			<b>0.00</b>				<b>0.00</b>	<b>11,113.25</b>	<b>11,113.25</b>	<b>0.00</b>
Security Withdrawal	04/19/2022	90LAIF\$00	104,736.93	Local Agency Investment Fund State Pool	1.000		104,736.93	0.00	104,736.93	0.00
<b>Subtotal</b>			<b>104,736.93</b>				<b>104,736.93</b>	<b>0.00</b>	<b>104,736.93</b>	<b>0.00</b>
<b>TOTAL DISPOSITIONS</b>							<b>554,752.56</b>	<b>11,273.30</b>	<b>556,025.86</b>	<b>-8,513.90</b>
<b>OTHER TRANSACTIONS</b>										
Interest	04/01/2022	3133ELVQ4	2,000,000.00	FFCB Note 0.95% Due 4/1/2025	0.000		9,500.00	0.00	9,500.00	0.00
Interest	04/15/2022	91282CAP6	2,000,000.00	US Treasury Note 0.125% Due 10/15/2023	0.000		1,250.00	0.00	1,250.00	0.00
Interest	04/15/2022	91282CBV2	2,000,000.00	US Treasury Note 0.375% Due 4/15/2024	0.000		3,750.00	0.00	3,750.00	0.00
Interest	04/15/2022	91282CDB4	2,000,000.00	US Treasury Note 0.625% Due 10/15/2024	0.000		6,250.00	0.00	6,250.00	0.00
Interest	04/24/2022	06051GJK6	2,000,000.00	Bank of America Corp Callable Note Cont 10/24/2025 1.197% Due 10/24/2026	0.000		11,970.00	0.00	11,970.00	0.00
Interest	04/25/2022	606822AQ7	24,229,000.00	Mitsubishi UFG Fin Grp Note 1.757% Due 7/25/2022	0.000		63,462.41	0.00	63,462.41	0.00
<b>Subtotal</b>			<b>34,229,000.00</b>				<b>96,182.41</b>	<b>0.00</b>	<b>96,182.41</b>	<b>0.00</b>
Dividend	04/01/2022	316175108	47,542.42	Fidelity Institutional Govt Money Market Fund	0.000		35.12	0.00	35.12	0.00
Dividend	04/01/2022	90CAMP\$01	19,659,005.15	California Asset Mgmt Program CAMP	0.000		4,221.44	0.00	4,221.44	0.00
Dividend	04/15/2022	90LAIF\$00	6,747,419,630.76	Local Agency Investment Fund State Pool	0.000		59,080.11	0.00	59,080.11	0.00

County of San Benito Consolidated

Account #10834

Transaction Ledger

As of April 30, 2022



Transaction Type	Settlement Date	CUSIP	Quantity	Security Description	Price	Acq/Disp Yield	Amount	Interest Pur/Sold	Total Amount	Gain/Loss
<b>OTHER TRANSACTIONS</b>										
Dividend	04/29/2022	90CAMP\$01	29,964,177.62	California Asset Mgmt Program CAMP	0.000		23,983.94	0.00	23,983.94	0.00
Dividend	04/30/2022	992118\$21	579,635.74	CASH River City - Cash	0.000		160.58	0.00	160.58	0.00
<b>Subtotal</b>							<b>87,481.19</b>	<b>0.00</b>	<b>87,481.19</b>	<b>0.00</b>
<b>TOTAL OTHER TRANSACTIONS</b>							<b>183,663.60</b>	<b>0.00</b>	<b>183,663.60</b>	<b>0.00</b>

County of San Benito Consolidated

Account #10834

Income Earned  
As of April 30, 2022



CUSIP	Security Description	Trade Date Settle Date Units	Book Value: Begin	Book Value: Acq	Book Value: Disp	Book Value: End	Prior Accrued Inc. Received Ending Accrued Total Interest	Accr. Of Discount Amort. Of Premium Net Accret/Amort Income Earned	Total Income
<b>FIXED INCOME</b>									
02079KAB3	Alphabet Inc Note 3.375% Due 02/25/2024	10/18/2021 10/20/2021 1,800,000.00	1,891,842.06	0.00	0.00	1,887,877.66	6,075.00 0.00 11,137.50 5,062.50	0.00 3,964.40 (3,964.40) 1,098.10	1,098.10
023135BW5	Amazon.com Inc Note 0.45% Due 05/12/2024	08/06/2021 08/10/2021 1,500,000.00	1,499,907.91	0.00	0.00	1,499,911.49	2,606.25 0.00 3,168.75 562.50	3.58 0.00 3.58 566.08	566.08
023135CE4	Amazon.com Inc Note 3% Due 04/13/2025	04/11/2022 04/13/2022 385,000.00	0.00	384,387.85	0.00	384,397.90	0.00 0.00 577.50 577.50	10.05 0.00 10.05 587.55	587.55
037833DV9	Apple Inc Note 0.75% Due 05/11/2023	08/06/2021 08/10/2021 1,500,000.00	1,507,871.83	0.00	0.00	1,507,288.73	4,375.00 0.00 5,312.50 937.50	0.00 583.10 (583.10) 354.40	354.40
05601XAC3	BMW Vehicle Lease Trust 2022-1 A3 1.1% Due 03/25/2025	01/11/2022 01/19/2022 450,000.00	449,938.81	0.00	0.00	449,941.35	82.50 412.50 82.50 412.50	2.54 0.00 2.54 415.04	415.04
06051GJK6	Bank of America Corp Callable Note Cont 10/24/2025 1.197% Due 10/24/2026	01/27/2022 01/31/2022 2,000,000.00	1,926,563.20	0.00	0.00	1,927,884.79	10,440.50 11,970.00 465.50 1,995.00	1,321.59 0.00 1,321.59 3,316.59	3,316.59
24422EVV2	John Deere Capital Corp Note 1.25% Due 01/10/2025	01/04/2022 01/10/2022 655,000.00	654,714.90	0.00	0.00	654,723.33	1,842.19 0.00 2,524.48 682.29	8.43 0.00 8.43 690.72	690.72
3130A3VCS	FHLB Note 2.25% Due 12/08/2023	12/30/2021 12/30/2021 2,400,000.00	2,459,971.25	0.00	0.00	2,457,050.58	16,950.00 0.00 21,450.00 4,500.00	0.00 2,920.67 (2,920.67) 1,579.33	1,579.33
3130A8HK2	FHLB Note 1.75% Due 06/14/2024	08/30/2021 08/30/2021 2,000,000.00	2,059,770.66	0.00	0.00	2,057,543.18	10,402.78 0.00 13,319.44 2,916.66	0.00 2,227.48 (2,227.48) 689.18	689.18

County of San Benito Consolidated

Account #10834

Income Earned

As of April 30, 2022



CUSIP	Security Description	Trade Date Settle Date Units	Book Value: Begin	Book Value: Acq	Book Value: Disp	Book Value: End	Prior Accrued Inc. Received Ending Interest	Total Interest	Accr. Of Discount Amort. Of Premium Net Accret/Amort	Income Earned	Total Income
3130A8Z09	FHLB Note 1.75% Due 09/12/2025	10/14/2021 10/15/2021 2,000,000.00	2,059,382.35	0.00	0.00	2,057,968.49	1,847.22	0.00	1,413.86	0.00	1,502.81
3130APU29	FHLB Note 0.5% Due 11/09/2023	12/30/2021 12/30/2021 2,400,000.00	2,390,787.82	0.00	0.00	2,391,258.63	4,633.33	0.00	(1,413.86)	470.81	1,470.81
3133ELV04	FFCB Note 0.95% Due 04/01/2025	08/24/2021 08/25/2021 2,000,000.00	2,022,003.35	0.00	0.00	2,021,401.06	9,500.00	1,000.00	602.29	981.04	981.04
3133EM2E1	FFCB Note 0.16% Due 08/10/2023	08/19/2021 08/20/2021 2,000,000.00	1,998,388.00	0.00	0.00	1,998,485.50	453.33	0.00	(602.29)	97.50	364.17
3133EMV25	FFCB Note 0.45% Due 07/23/2024	08/19/2021 08/20/2021 2,000,000.00	2,001,485.69	0.00	0.00	2,001,432.88	1,700.00	0.00	981.04	52.81	697.19
3133ENDK3	FFCB Note 0.35% Due 06/08/2023	12/30/2021 12/30/2021 2,500,000.00	2,492,742.10	0.00	0.00	2,493,244.95	2,746.53	0.00	(52.81)	697.19	1,232.01
3133ENEX4	FFCB Note 0.55% Due 11/24/2023	12/30/2021 12/30/2021 2,400,000.00	2,392,109.81	0.00	0.00	2,392,503.01	4,656.67	0.00	1,232.01	393.20	1,493.20
3133ENPG9	FFCB Note 1.75% Due 02/14/2025	02/10/2022 02/15/2022 2,095,000.00	2,089,636.23	0.00	0.00	2,089,789.48	4,684.65	0.00	1,493.20	153.25	3,208.46
3133ENPY0	FFCB Note 1.75% Due 02/25/2025	02/28/2022 02/28/2022 800,000.00	800,621.26	0.00	0.00	800,603.70	1,400.00	0.00	17.56	1,149.11	1,149.11

County of San Benito Consolidated

Account #10834

Income Earned

As of April 30, 2022



CUSIP	Security Description	Trade Date Settle Date Units	Book Value: Begin	Book Value: Acq	Book Value: Disp	Book Value: End	Prior Accrued Inc. Received Ending Accrued Total Interest	Accr. Of Discount Amort. Of Premium Net Accret/Amort Income Earned	Total Income
3137BSRES	FHLMC K059 A2 3.12% Due 09/25/2026	02/18/2022 02/24/2022 1,925,000.00	2,005,910.15	0.00	0.00	2,004,406.25	5,005.00 5,005.00 5,005.00 5,005.00	0.00 1,503.90 (1,503.90) 3,501.10	3,501.10
3137EAER6	FHLMC Note 0.375% Due 05/05/2023	08/27/2021 08/30/2021 2,000,000.00	2,003,645.02	0.00	0.00	2,003,370.96	3,041.67 0.00 3,666.67 625.00	0.00 274.06 (274.06) 350.94	350.94
3137EAEU9	FHLMC Note 0.375% Due 07/21/2025	11/29/2021 11/30/2021 2,550,000.00	2,494,557.01	0.00	0.00	2,495,935.05	1,859.38 0.00 2,656.25 796.87	1,378.04 0.00 1,378.04 2,174.91	2,174.91
36265MAC9	GM Financial Auto Lease Trust 2022-1 A3 1.9% Due 03/20/2025	02/15/2022 02/23/2022 1,075,000.00	1,074,991.18	0.00	0.00	1,074,991.54	624.10 1,702.09 624.10 1,702.09	0.36 0.00 0.36 1,702.45	1,702.45
43815BAC4	Honda Auto Receivables Trust 2022-1 A3 1.88% Due 05/15/2026	02/15/2022 02/23/2022 845,000.00	844,876.91	0.00	0.00	844,880.14	706.04 1,323.83 706.04 1,323.83	3.23 0.00 3.23 1,327.06	1,327.06
438516CB0	Honeywell Intl Callable Note Cont 5/1/2025 1.35% Due 06/01/2025	01/31/2022 02/02/2022 2,000,000.00	1,978,059.85	0.00	0.00	1,978,628.74	9,000.00 0.00 11,250.00 2,250.00	568.89 0.00 568.89 2,818.89	2,818.89
44891WAC3	Hyundai Auto Lease Trust 2022-A A3 1.16% Due 01/15/2025	01/11/2022 01/19/2022 540,000.00	539,989.12	0.00	0.00	539,989.56	278.40 522.00 278.40 522.00	0.44 0.00 0.44 522.44	522.44
46647PCH7	JP Morgan Chase & Co Callable Note Cont 6/1/2024 0.824% Due 06/01/2025	12/30/2021 12/31/2021 1,800,000.00	1,781,360.06	0.00	0.00	1,781,843.38	4,944.00 0.00 6,180.00 1,236.00	483.32 0.00 483.32 1,719.32	1,719.32
594918BX1	Microsoft Callable Note Cont 12/6/2023 2.875% Due 02/06/2024	10/18/2021 10/20/2021 1,800,000.00	1,867,193.88	0.00	0.00	1,863,910.80	7,906.25 0.00 12,218.75 4,312.50	0.00 3,283.08 (3,283.08) 1,029.42	1,029.42

County of San Benito Consolidated

Account #10834

Income Earned

As of April 30, 2022



CUSIP	Security Description	Trade Date Settle Date Units	Book Value: Begin	Book Value: Acq	Book Value: Disp	Book Value: End	Prior Accrued Inc. Received Ending Accrued Total Interest	Accr. Of Discount Amort. Of Premium Net Accret./Amort Income Earned	Total Income
606822AQ7	Mitsubishi UFG Fin Grp Note 1.757% Due 07/25/2022	04/16/2021 04/16/2021 24,229,000.00	24,282,689.38 0.00 0.00			24,268,683.45	44,381.19 63,462.41 7,094.49 26,175.71	0.00 14,005.93 (14,005.93) 12,169.78	12,169.78
64952WEK5	New York Life Global Note 1.45% Due 01/14/2025	01/11/2022 01/14/2022 1,680,000.00	1,678,313.07 0.00 0.00			1,678,362.74	5,210.33 0.00 7,240.33 2,030.00	49.67 0.00 49.67 2,079.67	2,079.67
742718FV6	Procter & Gamble Co Note 1.9% Due 02/01/2027	01/27/2022 02/01/2022 2,615,000.00	2,611,406.68 0.00 0.00			2,611,467.69	8,280.83 0.00 12,421.25 4,140.42	61.01 0.00 61.01 4,201.43	4,201.43
857477BR3	State Street Bank Callable Note Cont 2/6/2025 1.746% Due 02/06/2026	Various Various 2,000,000.00	1,982,497.09 0.00 0.00			1,982,870.28	5,238.01 0.00 8,148.00 2,909.99	373.19 0.00 373.19 3,283.18	3,283.18
87612EBM7	Target Corp Callable Note Cont 12/15/2026 1.95% Due 01/15/2027	Various Various 2,000,000.00	1,981,661.88 0.00 0.00			1,981,976.25	7,258.34 0.00 10,508.33 3,249.99	314.37 0.00 314.37 3,564.36	3,564.36
89236TJZ9	Toyota Motor Credit Corp Note 3.05% Due 03/22/2027	03/17/2022 03/22/2022 1,320,000.00	1,319,881.85 0.00 0.00			1,319,883.80	1,006.50 0.00 4,361.50 3,355.00	1.95 0.00 1.95 3,356.95	3,356.95
89238LAC4	Toyota Lease Owner Trust 2022-A A3 1.96% Due 02/20/2025	02/23/2022 02/28/2022 1,315,000.00	1,314,800.88 0.00 0.00			1,314,808.24	787.54 2,147.83 787.54 2,147.83	7.36 0.00 7.36 2,155.19	2,155.19
912828VV6	US Treasury Note 1.5% Due 11/30/2024	11/03/2021 11/04/2021 2,000,000.00	2,038,250.33 0.00 0.00			2,037,072.19	10,054.95 0.00 12,527.47 2,472.52	0.00 0.00 (1,178.14) 1,294.38	1,294.38
912828Z52	US Treasury Note 1.375% Due 01/31/2025	11/29/2021 11/30/2021 2,550,000.00	2,583,952.86 0.00 0.00			2,582,969.67	5,811.46 0.00 8,717.20 2,905.74	0.00 0.00 (983.19) 1,922.55	1,922.55

County of San Benito Consolidated

Account #10834

Income Earned

As of April 30, 2022



CUSIP	Security Description	Trade Date Settle Date Units	Book Value: Begin	Book Value: Acq	Book Value: Disp	Book Value: End	Prior Accrued Inc. Received	Ending Total Interest	Accr. Of Discount Amt. Of Premium Net Accret./Amort Income Earned	Total Income
912828ZD5	US Treasury Note 0.5% Due 03/15/2023	10/29/2021 10/29/2021 2,150,000.00	2,153,493.21	0.00	0.00	2,153,192.07	496.60	1,372.96	0.00	575.22
912828ZF0	US Treasury Note 0.5% Due 03/31/2025	11/29/2021 11/30/2021 2,550,000.00	2,516,391.04	0.00	0.00	2,517,311.83	34.84	1,079.92	920.79	1,965.87
912828ZT0	US Treasury Note 0.25% Due 05/31/2025	12/30/2021 12/30/2021 2,500,000.00	2,435,323.08	0.00	0.00	2,437,001.55	2,094.78	2,609.89	1,678.47	2,193.58
91282CAJ0	US Treasury Note 0.25% Due 08/31/2025	01/27/2022 01/28/2022 2,500,000.00	2,395,137.30	0.00	0.00	2,397,658.04	543.48	1,052.99	2,520.74	3,030.25
91282CAK7	US Treasury Note 0.125% Due 09/15/2023	08/18/2021 08/19/2021 2,000,000.00	1,996,541.04	0.00	0.00	1,996,736.09	115.49	319.29	195.05	398.85
91282CAP6	US Treasury Note 0.125% Due 10/15/2023	08/06/2021 08/09/2021 2,000,000.00	1,996,198.84	0.00	0.00	1,996,401.74	1,153.85	109.29	202.90	408.34
91282CAW1	US Treasury Note 0.25% Due 11/15/2023	10/28/2021 10/29/2021 2,800,000.00	2,787,757.47	0.00	0.00	2,788,376.82	2,649.17	580.11	619.35	1,199.46
91282CAZ4	US Treasury Note 0.375% Due 11/30/2025	01/25/2022 01/26/2022 2,500,000.00	2,404,815.90	0.00	0.00	2,406,948.48	3,142.17	772.67	2,132.58	2,905.25
91282CBA8	US Treasury Note 0.125% Due 12/15/2023	08/18/2021 08/19/2021 2,000,000.00	1,994,260.39	0.00	0.00	1,994,536.78	734.89	940.93	276.39	482.43

County of San Benito Consolidated

Account #10834

Income Earned

As of April 30, 2022



CUSIP	Security Description	Trade Date Settle Date Units	Book Value: Begin Book Value: Acq Book Value: Disp Book Value: End	Prior Accrued Inc. Received Ending Accrued Total Interest	Accr. Of Discount Amort. Of Premium Net Accret/Amort Income Earned	Total Income
91282CBC4	US Treasury Note 0.375% Due 12/31/2025	01/27/2022 01/28/2022 2,000,000.00	1,914,106.11 0.00 0.00 1,915,987.00	1,885.36 0.00 2,506.91 621.55	1,880.89 0.00 1,880.89 2,502.44	2,502.44
91282CBF0	US Treasury Note 0.125% Due 01/15/2024	10/28/2021 10/29/2021 2,800,000.00	2,777,248.11 0.00 0.00 2,778,291.77	734.81 0.00 1,024.86 290.05	1,043.66 0.00 1,043.66 1,333.71	1,333.71
91282CBG5	US Treasury Note 0.125% Due 01/31/2023	10/29/2021 10/29/2021 350,000.00	349,573.01 0.00 0.00 349,615.01	72.51 0.00 108.77 36.26	42.00 0.00 42.00 78.26	78.26
91282CBH3	US Treasury Note 0.375% Due 01/31/2026	01/27/2022 01/28/2022 2,500,000.00	2,388,135.77 0.00 0.00 2,390,531.15	1,553.87 0.00 2,330.80 776.93	2,395.38 0.00 2,395.38 3,172.31	3,172.31
91282CBQ3	US Treasury Note 0.5% Due 02/28/2026	02/22/2022 02/23/2022 3,000,000.00	2,846,132.42 0.00 0.00 2,849,362.67	1,304.35 0.00 2,527.17 1,222.82	3,230.25 0.00 3,230.25 4,453.07	4,453.07
91282CBR1	US Treasury Note 0.25% Due 03/15/2024	10/14/2021 10/15/2021 2,000,000.00	1,990,892.86 0.00 0.00 1,991,275.51	230.98 0.00 638.59 407.61	382.65 0.00 382.65 790.26	790.26
91282CBV2	US Treasury Note 0.375% Due 04/15/2024	10/14/2021 10/15/2021 2,000,000.00	1,994,645.06 0.00 0.00 1,994,860.69	3,461.54 3,750.00 327.87 616.33	215.63 0.00 215.63 831.96	831.96
91282CCG3	US Treasury Note 0.25% Due 05/15/2024	11/29/2021 11/30/2021 2,550,000.00	2,525,300.32 0.00 0.00 2,526,256.43	2,412.64 0.00 2,940.95 528.31	956.11 0.00 956.11 1,484.42	1,484.42
91282CF6	US Treasury Note 0.75% Due 05/31/2026	01/25/2022 01/26/2022 2,500,000.00	2,423,110.11 0.00 0.00 2,424,626.68	6,284.34 0.00 7,829.67 1,545.33	1,516.57 0.00 1,516.57 3,061.90	3,061.90

County of San Benito Consolidated

Account #10834

Income Earned

As of April 30, 2022



CUSIP	Security Description	Trade Date Settle Date Units	Book Value: Begin	Book Value: Acq	Book Value: Disp	Book Value: End	Prior Accrued Inc. Received	Ending Total Interest	Accr. Of Discount Amort. Of Premium	Net Accret./Amort Income Earned	Total Income
91282CCG4	US Treasury Note 0.25% Due 06/15/2024	08/24/2021 08/25/2021 2,000,000.00	1,992,935.22	0.00	0.00	1,993,198.17	1,469.78	0.00	262.95	0.00	675.04
91282CCK5	US Treasury Note 0.125% Due 06/30/2023	10/28/2021 10/29/2021 2,350,000.00	2,790,602.55	0.00	448,529.53	1,993,198.17	879.83	1,881.87	559.87	262.95	675.04
91282CCL3	US Treasury Note 0.375% Due 07/15/2024	10/25/2021 10/26/2021 2,000,000.00	1,985,727.28	0.00	2,342,632.89	1,985,727.28	0.00	2,196.13	821.96	512.18	1,133.72
91282CCN9	US Treasury Note 0.125% Due 07/31/2023	10/28/2021 10/29/2021 2,800,000.00	2,788,704.30	0.00	1,986,239.46	2,788,704.30	580.11	0.00	697.26	0.00	987.32
91282CCT6	US Treasury Note 0.375% Due 08/15/2024	10/14/2021 10/15/2021 2,000,000.00	1,990,314.31	0.00	2,789,401.56	1,990,314.31	932.32	870.17	987.32	335.15	956.70
91282CCU3	US Treasury Note 0.125% Due 08/31/2023	10/14/2021 10/15/2021 2,000,000.00	1,993,926.67	0.00	1,990,649.46	1,993,926.67	217.39	621.55	956.70	352.42	556.23
91282CCK7	US Treasury Note 0.375% Due 09/15/2024	10/14/2021 10/15/2021 2,000,000.00	1,988,680.23	0.00	1,994,279.09	1,988,680.23	346.47	203.81	378.17	0.00	989.58
91282CDB4	US Treasury Note 0.625% Due 10/15/2024	10/14/2021 10/15/2021 2,000,000.00	1,999,338.50	0.00	1,989,058.40	1,999,338.50	0.00	611.41	378.17	21.39	1,048.61
91282CDN8	US Treasury Note 1% Due 12/15/2024	12/30/2021 12/30/2021 2,500,000.00	2,501,429.52	0.00	1,999,359.89	2,501,429.52	7,348.90	1,027.22	43.36	0.00	2,017.08
						2,501,386.16	9,409.34	2,060.44	(43.36)	2,017.08	

County of San Benito Consolidated

Account #10834

Income Earned

As of April 30, 2022



CUSIP	Security Description	Trade Date Settle Date Units	Book Value: Begin Book Value: Acq Book Value: Disp Book Value: End	Prior Accrued Inc. Received Ending Interest Total Interest	Accr. Of Discount Amort. Of Premium Net Accret/Amort Income Earned	Total Income
			<b>145,002,495.05</b>	<b>253,814.23</b>	<b>29,534.43</b>	
			<b>384,387.85</b>	<b>107,455.71</b>	<b>33,354.97</b>	
			<b>448,529.53</b>	<b>260,802.69</b>	<b>(3,820.54)</b>	
			<b>144,934,532.83</b>	<b>114,444.17</b>	<b>110,623.63</b>	
			<b>145,479,000.00</b>			<b>110,623.63</b>

**CASH & EQUIVALENT**

06367CK89	Bank of Montreal Chicago Yankee CD 0.2% Due 08/19/2022	08/19/2021 08/20/2021 1,500,000.00	1,499,999.99 0.00 0.00	1,875.00 0.00 2,125.00	0.00 0.00 0.00	250.00
06417MRL1	Bank of Nova Scotia Houston Yankee CD 0.2% Due 09/21/2022	09/27/2021 09/28/2021 1,500,000.00	1,499,999.94 0.00 0.00	1,600.00 0.00 1,850.00	0.01 0.00 0.01	250.01
316175108	Fidelity Institutional Govt Money Market Fund	Various Various 201,161.03	38,042.42 163,118.61 0.00	0.00 35.12 0.00	0.00 0.00 0.00	35.12
78012U3M5	Royal Bank of Canada Yankee CD 1.35% Due 02/14/2023	02/11/2022 02/14/2022 1,600,000.00	1,600,000.00 0.00 0.00	2,760.00 0.00 4,560.00	0.00 0.00 0.00	1,800.00
78012UL78	Royal Bank of Canada Yankee CD 0.2% Due 05/11/2022	08/27/2021 08/30/2021 1,500,000.00	1,500,049.77 0.00 0.00	2,708.33 0.00 2,958.33	0.00 0.00 (37.33)	212.67
86959RQE3	Svenska Handelsbanken NY Yankee CD 0.23% Due 05/10/2022	08/27/2021 08/30/2021 1,500,000.00	1,500,097.19 0.00 0.00	3,124.17 0.00 3,411.67	0.00 0.00 (74.76)	212.74
89114WFD2	Toronto Dominion Yankee CD 0.19% Due 08/31/2022	08/30/2021 08/31/2021 1,500,000.00	1,500,000.00 0.00 0.00	1,686.25 0.00 1,923.75	0.00 0.00 0.00	237.50

County of San Benito Consolidated

Account #10834

Income Earned

As of April 30, 2022



CUSIP	Security Description	Trade Date Settle Date Units	Book Value: Begin Book Value: Acq Book Value: Disp Book Value: End	Prior Accrued Inc. Received Ending Accrued Total Interest	Accr. Of Discount Amort. Of Premium Net Accrety/Amort Income Earned	Total Income
89114WPL3	Toronto Dominion Yankee CD 0.7% Due 12/01/2022	01/20/2022 01/21/2022 1,450,000.00	1,450,000.00 0.00 0.00 1,450,000.00	1,973.61 0.00 2,819.44 845.83	0.00 0.00 0.00 845.83	845.83
96130AKE7	Westpac Banking Corp NY Yankee CD 0.18% Due 07/13/2022	10/25/2021 10/26/2021 1,500,000.00	1,499,870.97 0.00 0.00 1,499,908.55	1,965.00 0.00 2,190.00 225.00	37.58 0.00 37.58 262.58	262.58
96130AL44	Westpac Banking Corp NY Yankee CD 0.3% Due 10/26/2022	10/28/2021 10/29/2021 1,500,000.00	1,499,654.44 0.00 0.00 1,499,704.28	1,962.50 0.00 2,337.50 375.00	49.84 0.00 49.84 424.84	424.84
992118\$20	CASH WF - Checking Account	Various Various 6,008,667.73	4,824,502.39 1,184,165.34 0.00 6,008,667.73	0.00 0.00 0.00 0.00	0.00 0.00 0.00 0.00	0.00
992118\$21	CASH River City - Cash	Various Various 579,796.32	579,635.74 160.58 0.00 579,796.32	0.00 160.58 0.00 160.58	0.00 0.00 0.00 160.58	160.58
<b>Total Cash &amp; Equivalent</b>			<b>20,339,625.08</b>	<b>18,991,852.85</b> <b>1,347,444.53</b> <b>0.00</b>	<b>19,654.86</b> <b>195.70</b> <b>24,175.69</b> <b>(24.66)</b> <b>4,691.87</b>	<b>4,691.87</b>
<b>LOCAL AGENCY INVESTMENT FUND</b>						
90LAIIF\$00	Local Agency Investment Fund State Pool	Various Various 74,918,000.00	74,963,656.82 59,080.11 104,736.93 74,918,000.00	53,752.45 59,080.11 32,054.24 37,381.90	0.00 0.00 0.00 37,381.90	37,381.90
<b>Total Local Agency Investment Fund</b>			<b>74,918,000.00</b>	<b>74,963,656.82</b> <b>59,080.11</b> <b>104,736.93</b> <b>74,918,000.00</b>	<b>53,752.45</b> <b>59,080.11</b> <b>32,054.24</b> <b>37,381.90</b>	<b>37,381.90</b>



## County of San Benito Consolidated

Account #10834

## Important Disclosures



Chandler Asset Management, Inc. ("Chandler") is an SEC registered investment adviser. For additional information about our firm, please see our current disclosures (Form ADV). To obtain a copy of our current disclosures, you may contact your client service representative by calling the number on the front of this statement or you may visit our website at [www.chandlerasset.com](http://www.chandlerasset.com).

Information contained in this monthly statement is confidential and is provided for informational purposes only and should not be construed as specific investment or legal advice. The information contained herein was obtained from sources believed to be reliable as of the date of this statement, but may become outdated or superseded at any time without notice.

**Custody:** Your qualified custodian bank maintains control of all assets reflected in this statement and we urge you to compare this statement to the one you receive from your qualified custodian. Chandler does not have any authority to withdraw or deposit funds from/to the custodian account.

**Valuation:** Prices are provided by IDC, an independent pricing source. In the event IDC does not provide a price or if the price provided is not reflective of fair market value, Chandler will obtain pricing from an alternative approved third party pricing source in accordance with our written valuation policy and procedures. Our valuation procedures are also disclosed in Item 5 of our Form ADV Part 2A.

**Performance:** Performance results are presented gross-of-advisory fees and represent the client's Total Return. The deduction of advisory fees lowers performance results. These results include the reinvestment of dividends and other earnings. Past performance may not be indicative of future results. Therefore, clients should not assume that future performance of any specific investment or investment strategy will be profitable or equal to past performance levels. All investment strategies have the potential for profit or loss. Economic factors, market conditions or changes in investment strategies, contributions or withdrawals may materially alter the performance and results of your portfolio.

Source Ice Data Indices, LLC ("ICE"), used with permission. ICE PERMITS USE OF THE ICE INDICES AND RELATED DATA ON AN "AS IS" BASIS; ICE, ITS AFFILIATES AND THEIR RESPECTIVE THIRD PARTY SUPPLIERS DISCLAIM ANY AND ALL WARRANTIES AND REPRESENTATIONS, EXPRESS AND/OR IMPLIED, INCLUDING ANY WARRANTIES OF MERCHANTABILITY OR FITNESS FOR A PARTICULAR PURPOSE OR USE, INCLUDING THE INDICES, INDEX DATA AND ANY DATA INCLUDED IN, RELATED TO, OR DERIVED THEREFROM. NEITHER ICE DATA, ITS AFFILIATES OR THEIR RESPECTIVE THIRD PARTY PROVIDERS GUARANTEE THE QUALITY, ADEQUACY, ACCURACY, TIMELINESS OR COMPLETENESS OF THE INDICES OR THE INDEX DATA OR ANY COMPONENT THEREOF, AND THE INDICES AND INDEX DATA AND ALL COMPONENTS THEREOF ARE PROVIDED ON AN "AS IS" BASIS AND LICENSEE'S USE IS AT LICENSEE'S OWN RISK. ICE DATA, ITS AFFILIATES AND THEIR RESPECTIVE THIRD PARTY DO NOT SPONSOR, ENDORSE, OR RECOMMEND CHANDLER, OR ANY OF ITS PRODUCTS OR SERVICES.

Index returns assume reinvestment of all distributions. Historical performance results for investment indexes generally do not reflect the deduction of transaction and/or custodial charges or the deduction of an investment management fee, the incurrence of which would have the effect of decreasing historical performance results. It is not possible to invest directly in an index.

**Ratings:** Ratings information have been provided by Moody's, S&P and Fitch through data feeds we believe to be reliable as of the date of this statement, however we cannot guarantee its accuracy.

Security level ratings for U.S. Agency issued mortgage-backed securities ("MBS") reflect the issuer rating because the securities themselves are not rated. The issuing U.S. Agency guarantees the full and timely payment of both principal and interest and carries a AA+/Aaa/AAA by S&P, Moody's and Fitch respectively.