

May 10, 2022

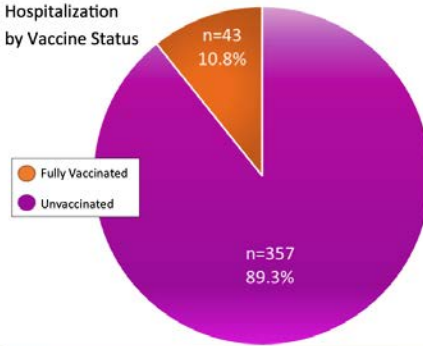
San Benito County Board Of Supervisors

COVID-19 Progress Report

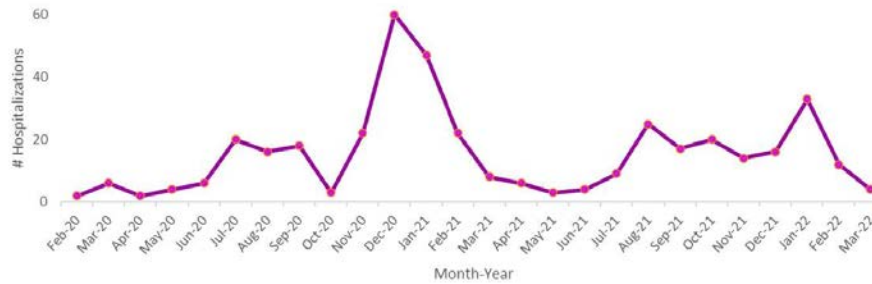
COVID-19 Hospital Data

Demographics
Total: 400 Hospitalized
Average Age: 60.3 Years
Range: 2 Months - 100 Years
Male: 55.5% (n=222)
Female: 44.5% (n=178)

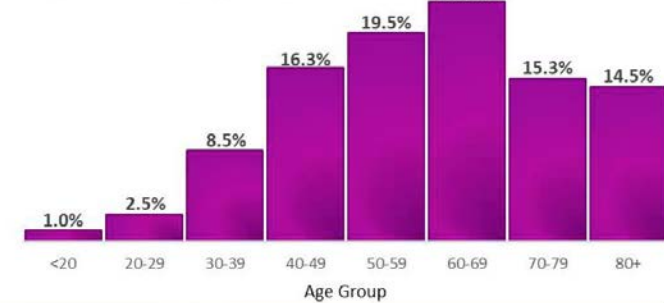
Hospitalization
by Vaccine Status



Hospitalization Trend



Hospitalizations by Age Group



Confirmed cases in San Benito County

Episode date

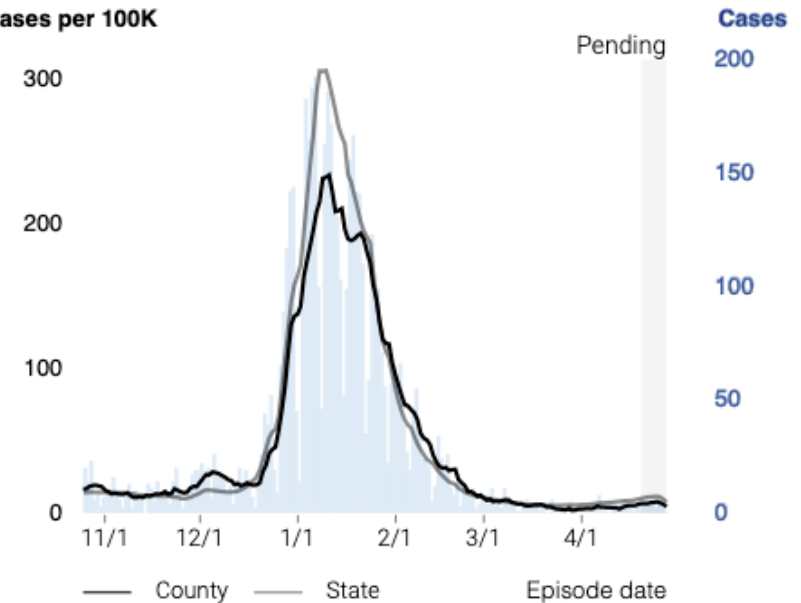
6 months

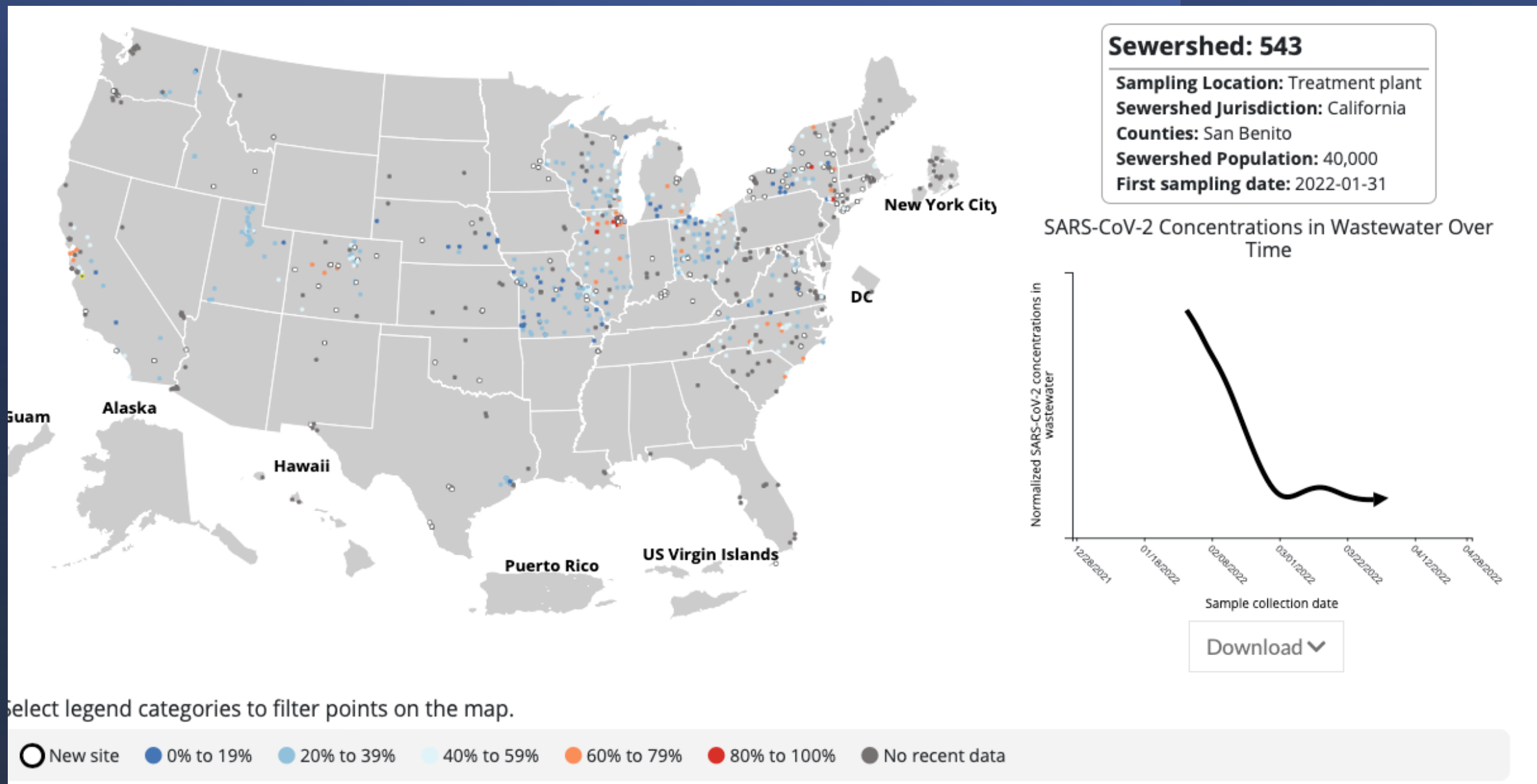
12,988 total confirmed cases

-1 new cases (0.01% decrease)

6.5 cases per 100K (7-day average)

Cases per 100K





<https://covid.cdc.gov/covid-data-tracker/#wastewater-surveillance>

Vaccinated Status by Group

Select Category

Vaccine Equity Metric

Select County

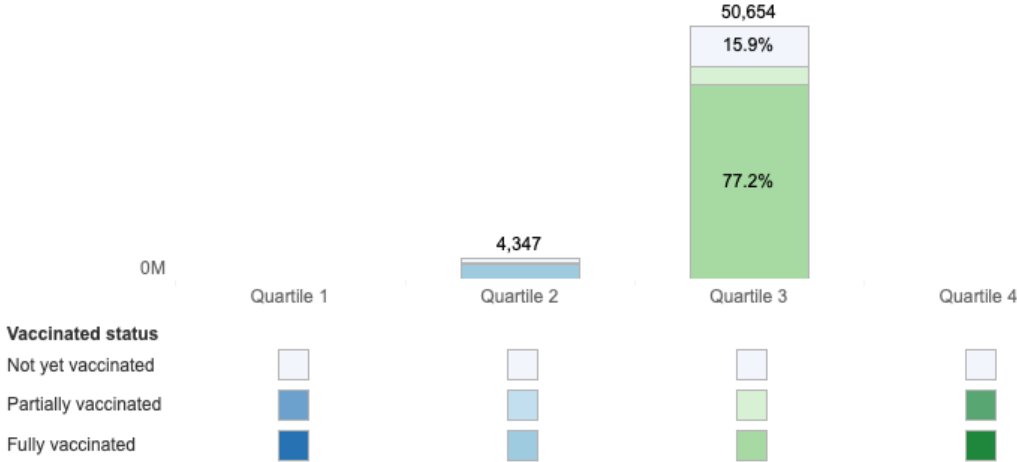
San Benito

Select Primary Series vs Booster

Primary Series Status

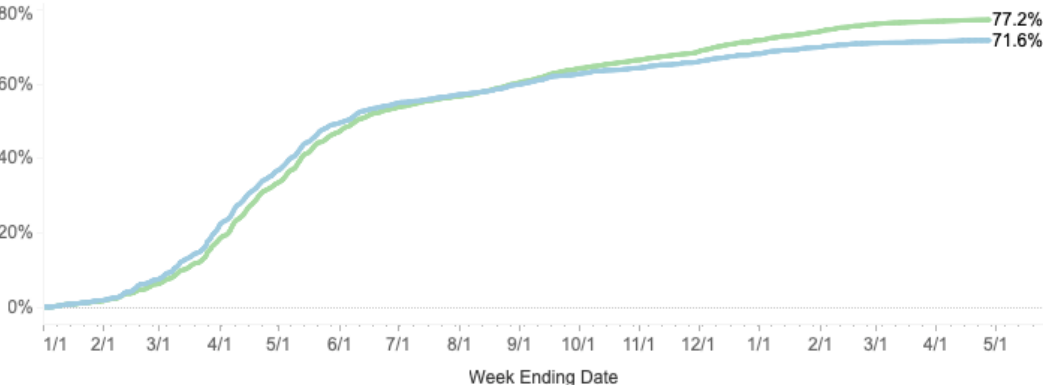
Vaccination progress by quartile

Community Conditions
← Less Healthy More Healthy →



Fully vaccinated by quartile over time

Select Metric Fully Vaccinated



Vaccinated Status by Group

Select Category

Vaccine Equity Metric

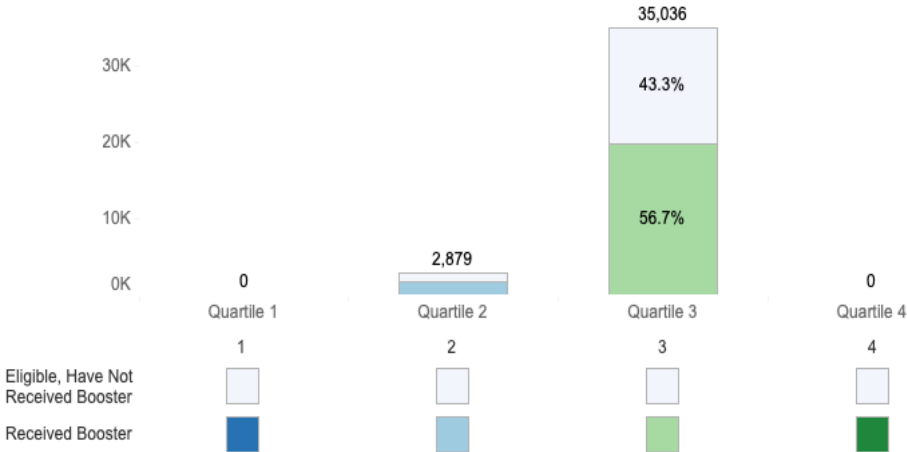
Select County

San Benito

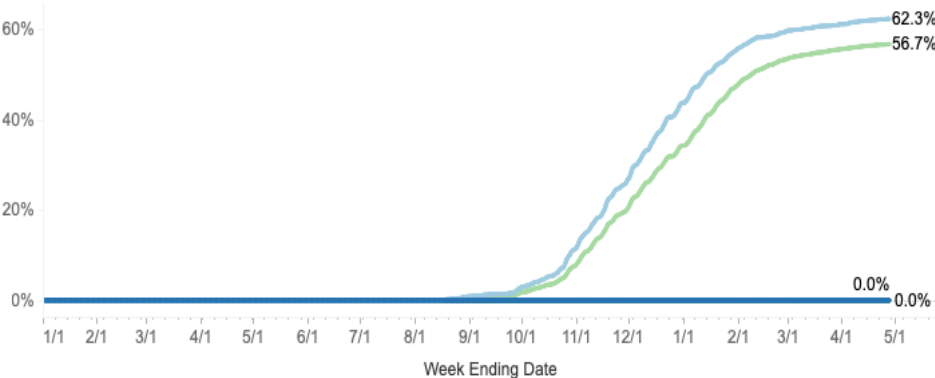
Select Primary Series vs Booster

Booster Status

Booster status by quartile




Booster status by quartile over time



Vaccination Tract Rates-San Benito County

Tract	Full Vax: Population 5 Older %	Full Vax: Population 12 Older %	Total Population	HPI Quartile
06069000802 Tres Pinos/South County	66.18	72.25	3049	3
06069000600 Cierra Vista/Valley View	66.39	75.01	9187	3
06069000701 Westside Blvd/Animal Shelter	68.34	85.06	4851	2
06069000200 San Juan Bautista/Union Rd.	69.06	74.99	6263	2
06069000501 Sunnyslope/Hillcrest	69.52	76.69	6207	4
06069000702 Riverside Rd./Ladd Lane	71.54	79.41	5416	3
06069000100 Dunnville/Lovers Lane	75.96	83.72	4600	3
06069000300 Buena Vista/San Juan Rd.	76.08	82.56	4588	2
06069000801 Ridgemark	79.73	86.91	2937	4
06069000502 Hillcrest Rd./Santa Ana Rd.	81.22	91.2	6930	3
06069000400 Dunn Park/Downtown Area	123.64	143.56	6348	2



New Vaccine Incentive Information

- Under the Immunization Incentive Agreement, \$60,000 was allocated for \$25 gift cards. These gift cards were to be used to incentivize first doses of the COVID-19 vaccine.
- Currently we have given out 1,580 gift cards and have 829 gift cards left in our budget.
- In order to boost vaccination rates, especially booster rates, we received approval from the state to allow for gift card distribution for first, second, and booster doses given after April 25, 2022.
- We have already seen an increase in individuals coming to our clinics and coming to the health department for gift cards.

Test to Treat Program

What is the “Test to Treat” Program?

- This program allows a ‘one stop shop’ that minimizes hassle for COVID-19 positive patients and allows them to be tested and treated the same day. The program allows symptomatic individuals to be tested for COVID-19 on site. If they test positive, they will meet with an RN and have a telehealth visit with a provider. If the provider finds it appropriate and the patient isn’t on any contraindicating medication, then they then receive the oral antiviral medication on site.
- This new program is rolling out to 25 sites in California.
- The OptumServe Test Site located at 930 Sunset Dr. Building 2, Suite B, Hollister will be the location for this program.

Mobile Vaccination Clinic in San Juan Bautista

On May 21, 2022 the State, in coordination with the San Juan Bautista Library will be hosting a vaccination clinic. More information to come soon.