

MELINDA L. CASILLAS
TREASURER, TAX COLLECTOR
& PUBLIC ADMINISTRATOR
440 Fifth Street, Room 107
Hollister, CA 95023



OFFICE OF THE TAX COLLECTOR
(831) 636-4034 • Fax (831) 636-4383
propertytaxes@cosb.us

**OFFICE OF THE TREASURER
& PUBLIC ADMINISTRATOR**
(831) 636-4043 • Fax (831) 636-4014
treas-pa@cosb.us

COUNTY OF SAN BENITO

November 31, 2021

San Benito County Board of Supervisors,

Attached is the November 2021 San Benito County Treasurer's Office Portfolio Analysis. The Portfolio Analysis contains detailed information regarding the activity of the various banking and investment operations for the month of November 2021.

We had one maturity in November 2021. We had five new investments in November 2021. Four of those investments were a reinvestment of the maturity.

We deposited \$34,488,765 from our Treasury pool participants and we paid out a total of \$27,372,139. We monitor funds in our operating account on a daily basis. Sometimes we need to transfer money into the operating account, and sometimes we have an excess of cash in the operating account and therefore we move money to or from CAMP based on our daily cash flow needs.

The first installment of property taxes will keep us very busy now through the middle of December. Most of the money collected will be forwarded to various agencies including the General Fund. We anticipate approximately \$58 million to be paid in December.

Should you have any further questions, please contact me by phone or email at mcasillas@cosb.us.

Sincerely,

A handwritten signature in blue ink that reads "Melinda L. Casillas". The signature is written in a cursive, flowing style.

Cc: Joe Paul Gonzalez, San Benito County Clerk, Recorder, Elections, Auditor
Krystal Lomanto, San Benito County Office of Education Superintendent

**SAN BENITO COUNTY
TREASURER'S DEPARTMENT
PORTFOLIO ANALYSIS
AS OF NOVEMBER 30, 2021**

PORTFOLIO SUMMARY

INVESTMENT TYPE	# of Investments	Par Value	Portfolio Investment %	Policy Investment %	In Compliance? **	
Certificates of Deposits	8	\$ 25,500,000	18.5%	10.6%	30%	YES
Commercial Paper	1	\$ 20,000,000	14.5%	8.3%	30%	YES
Medium Term Notes	1	\$ 24,229,000	17.5%	10.1%	30%	YES
Agencies	7	\$ 14,550,000	10.5%	6.1%	No Limit	YES
Corporate Bonds	4	\$ 6,600,000	4.8%	2.7%		YES
Treasury Notes	21	\$ 47,150,000	34.1%	19.6%	No Limit	YES
Money Market	1	\$ 157,203	0.1%	0.1%		YES
Total Chandler Portfolio	43	\$ 138,186,203	58%			
CAMP	1	\$ 19,153,907	18.8%	8.0%	10%	YES
LAIF	1	\$ 74,963,657	73.6%	31.2%	\$ 75,000	YES
River City Bank***	1	\$ 579,214	0.6%	0.2%	10%	YES
Wells Fargo	1	\$ 7,155,804	7.0%	3.0%	No Limit	YES
Total Operating Accounts	4	\$ 101,852,582	42%			
Total SBC Treasury Portfolio	47	\$ 240,038,785		100%		

** at the time of an investment purchase, %s are analyzed. The actual portfolio %s over time will vary.

DIVERSIFICATION AND MATURITY INFORMATION

DAYS TO MATURITY ANALYSIS	# of Investments	Par Value	%
Overnight	5	\$ 102,009,785	42%
4th Quarter 2021	1	\$ 20,000,000	8%
1st Quarter 2022	1	\$ 15,000,000	6%
2nd Quarter 2022	2	\$ 3,000,000	1%
3rd Quarter 2022	4	\$ 28,729,000	12%
4th Quarter 2022	2	\$ 3,000,000	1%
1st Quarter 2023	2	\$ 4,300,000	2%
2nd Quarter 2023	3	\$ 6,300,000	3%
3rd Quarter 2023	4	\$ 8,800,000	4%
4th Quarter 2023	3	\$ 6,800,000	3%
1st Quarter 2024	4	\$ 8,400,000	3%
2nd Quarter 2024	5	\$ 10,050,000	4%
3rd Quarter 2024	4	\$ 8,000,000	3%
4th Quarter 2024	2	\$ 4,000,000	2%
1st Quarter 2025	2	\$ 5,100,000	2%
2nd Quarter 2025	1	\$ 2,000,000	1%
3rd Quarter 2025	2	\$ 4,550,000	2%
4th Quarter 2025	0	\$ -	0%
	47	\$ 240,038,785	100%

MATURITIES

INVESTMENT	INVESTMENT CATEGORY	DATE	Par Value	TIME HELD
Australia New Zealand	Medium Term Note	11/23/2021	10,000,000	2 62 years

NEW INVESTMENTS

INVESTMENT	INVESTMENT CATEGORY	Par Value	MATURITY DATE
US Treasury N/B	Treasury Note	\$ 2,000,000	11/30/2024
US Treasury N/B	Treasury Note	\$ 2,550,000	5/15/2024
US Treasury N/B	Treasury Note	\$ 2,550,000	1/31/2025
US Treasury N/B	Treasury Note	\$ 2,550,000	3/31/2025
Freddie Mac	Agency	\$ 2,550,000	7/21/2025

INTEREST ACCRUED

INVESTMENT CATEGORY	ACCUAL BASIS
Certificates of Deposits	\$ 3,854
Commercial Paper**	\$ 2,333
Medium Term Notes	\$ 8,025
Money Market	minimal \$ 132
Corporate Bonds	\$ 3,048
Agencies	\$ 4,658
Treasury Notes	\$ 15,086
River City Bank	minimal \$ 98
CAMP	minimal \$ (197)
LAIF	\$ 12,510
	\$ 49,648

NEXT RATES REPORTABLE IN DECEMBER 2021

QUARTER WEIGHTED AVG INTEREST EARNED

FYTD 201/22 WEIGHTED AVG INTEREST EARNED

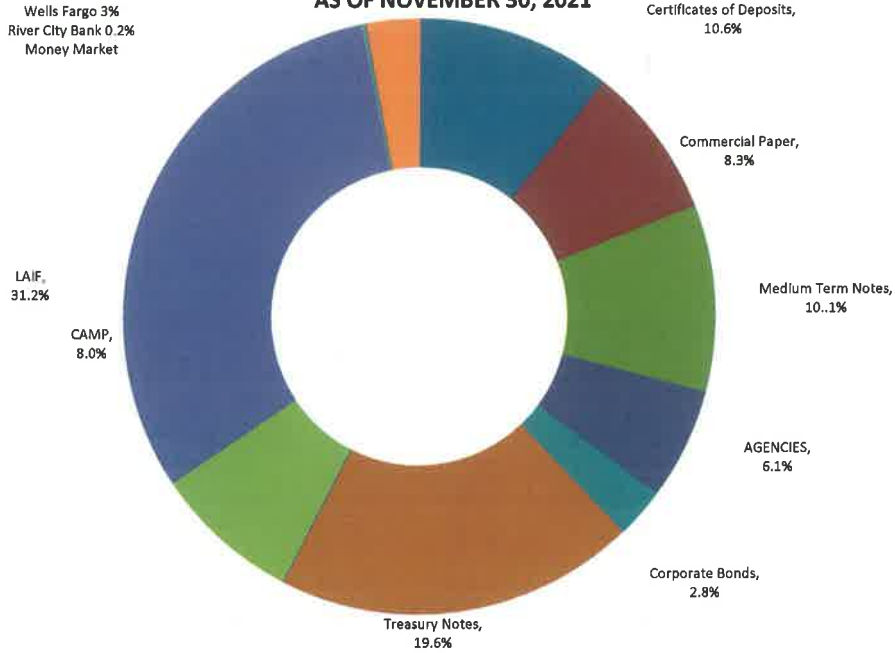
I HEREBY CERTIFY FUNDS ARE AVAILABLE TO MEET THE EXPENDITURES OF THE POOL'S PARTICIOANTS FOR THE NEXT SIX MONTHS.

I HEREBY CERTIFY THE ABOVE INFORMATION IS CORRECT AS OF THE DATE SIGNIFIED.

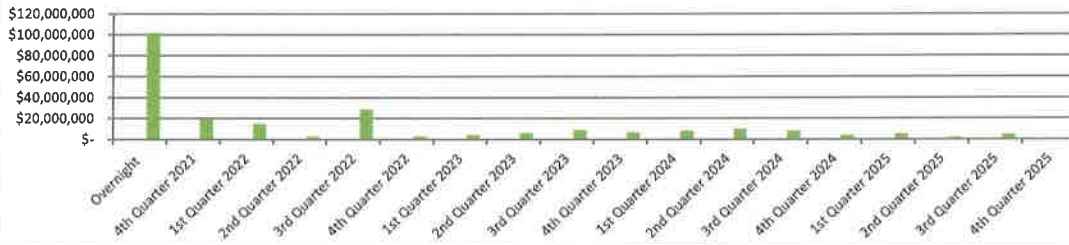
Melinda L. Casillas
Melinda L. Casillas, Treasurer/Tax Collector/Public Administrator

12/17/21
Date

**SAN BENITO COUNTY
TREASURER'S INVESTMENT PORTFOLIO
AS OF NOVEMBER 30, 2021**



**SAN BENITO COUNTY
INVESTMENT AGING
AS OF NOVEMBER 30, 2021**



**San Benito County
Interest Earned
Accrual Basis
NOVEMBER 2021**





County of San Benito Consolidated - Account #10834

MONTHLY ACCOUNT STATEMENT

NOVEMBER 1, 2021 THROUGH NOVEMBER 30, 2021

Chandler Team:

For questions about your account, please call (800) 317-4747,
or contact operations@chandlerasset.com

CHANDLER ASSET MANAGEMENT

chandlerasset.com

Information contained herein is confidential. We urge you to compare this statement to the one you receive from your qualified custodian. Please see Important Disclosures.

County of San Benito Consolidated

Account #10834

Portfolio Summary

As of November 30, 2021



PORTFOLIO CHARACTERISTICS

Average Modified Duration	0.72
Average Coupon	0.37%
Average Purchase YTM	0.27%
Average Market YTM	0.32%
Average S&P/Moody Rating	AA/Aa1
Average Final Maturity	0.78 yrs
Average Life	0.77 yrs

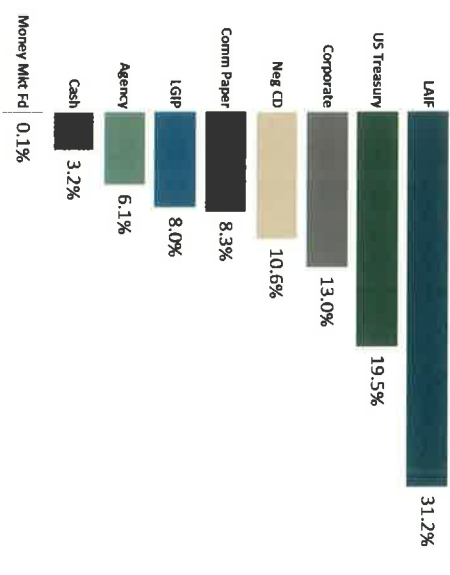
ACCOUNT SUMMARY

	Beg. Values as of 10/31/21	End Values as of 11/30/21
Market Value	233,598,181	240,087,918
Accrued Interest	124,419	163,252
Total Market Value	233,722,600	240,251,170
Income Earned	54,460	49,648
Cont/Wd		
Par	233,457,847	240,038,785
Book Value	233,793,008	240,307,067
Cost Value	234,001,555	240,416,698

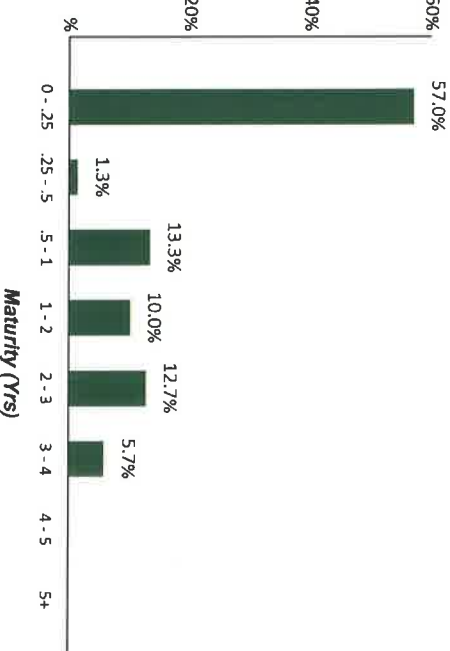
TOP ISSUERS

Local Agency Investment Fund	31.2%
Government of United States	19.5%
MUFG Union Bank	10.1%
Credit Suisse New York	8.3%
CAMP	8.0%
Svenska Handelsbanken NY	6.9%
Wells Fargo Corp	3.0%
Federal Farm Credit Bank	2.5%
Total	89.5%

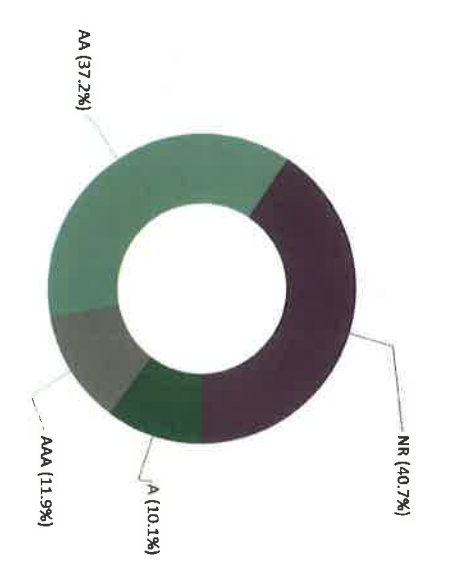
SECTOR ALLOCATION



MATURITY DISTRIBUTION



CREDIT QUALITY (S&P)





Statement of Compliance

As of November 30, 2021

County of San Benito Consolidated

This portfolio is a consolidation of assets managed by Chandler Asset Management and assets managed internally by Client. Chandler relies on Client to provide accurate information for reporting assets and producing this compliance statement.

Category	Standard	Comment
U.S. Treasuries	No limitation; U.S. Treasury Bills, Notes, and Bonds for which the full faith and credit of the U.S. are pledged for the payment of principal and interest. Zero coupon issues of these type of investments are authorized No limitation; Obligations issued by Federal Agencies or U.S. Government Sponsored Enterprises (GSE); Federal Agency issues of Federal National Mortgage Association (FNMA), Federal Home Loan Mortgage Corporation (Freddie Mac/ FHLMC), Federal Farm Credit Bank System (FFCB), and Federal Home Loan Bank (FHLLB); Debentures, Zero Coupon, Discount Notes, or Floaters of these issuers are authorized No limitation; State obligations and California Local Agency Bonds; Registered Treasury notes, bonds, or warrants as defined in Government Code section 53601	Complies
Federal Agencies	30% max of the Investment Pool; 3 years max maturity; Corporate debentures (Medium Term Notes), other than those of security or insurance firms that have a rating in the highest or second highest categories of a NRSRO; Floaters are authorized as long as the maturity does not exceed 3 years; Medium Term Notes must be issued by corporations organized and operating within the U.S.	Complies
Municipal Securities	30% max of the Investment Pool; 1 year max maturity; Certificates of Deposit issued by a nationally or state-chartered bank, savings association, federal association, or state-licensed branch of a foreign bank. The bank must have a rating in the highest or second highest categories of a NRSRO Deposits with any one depository cannot exceed 10% of the Investment Pool; 110% collateralized in accordance with Government Code section 53652	Does not Comply *
Corporate Medium Term Notes	30% max of the Investment Pool; 270 days max maturity; Commercial Paper must have the highest categories of an NRSRO; The limit for each issuer is specified in the Treasurer's "Commercial Paper Approved List".	Complies
Time Deposits	20% max of the investments; Mutual Funds, as defined in Government Code section 53601 that consist only of those investments authorized by the Investment Policy; A thorough investigation of the fund is required prior to investing and due diligence must be conducted on an annual basis	Complies
Bank Deposits	Maximum amount permitted by LAF; Not used by investment adviser	Complies
Commercial Paper	CAMP deposit limit is calculated at 10% of total portfolio	Complies
Mutual Funds	102% Collateralized by U.S. Treasury securities or by any U.S. Federal Agency security; Repurchase agreements shall only be made with dealers with assets >\$500 million and having either the highest commercial paper rating of A or higher rating for the issuer's debt, if any, by a NRSRO; Not used by investment adviser	Complies
Local Agency Investment Fund (LAIF)	Specific securities as specified in the ordinance, resolution, indenture, or agreement for monies pledged to the payment or security of bonds or other indebtedness as governed by Government Code section 53601 (m) must receive written prior approval from the Treasurer	Complies
California Asset Management Program	A minimum of 25% of the entire Investment Pool is to mature within 60 days; A minimum of 50% of the entire Investment Pool is to mature within 1 year; A minimum of 75% of the entire Investment Pool is to mature within 3 years;	Complies
Repurchase Agreements	A maximum of 25% of the entire Investment Pool may mature within 3-5 years; If for any reason the Investment Pool is not in compliance with the maturity percentages, all new investments will be restricted to a maturity of 60 days or less until compliance is restored;	Complies
Specific Securities		
Maturity Structure	The Treasurer must give written approval for all purchases of securities with a maturity of 1 year or longer	Complies

* Mitsubishi UFG Fin Grp Note (606822AQ7) rated A1/A-/A-

County of San Benito Consolidated

Holdings Report

Account #10834

As of November 30, 2021



AGENCY	CUSIP	Security Description	Par Value/Units	Purchase Date	Cost Value	Mkt Price	Market Value	% of Port.	Moody/S&P	Maturity
				Book Yield	Book Value	Mkt YTM	Accrued Int.	Gain/Loss	Fitch	Duration
	3137EAER6	FHLMC Note 0.375% Due 5/5/2023	2,000,000.00	08/27/2021 0.21%	2,005,600.00 2,004,750.41	99.96 0.40%	1,999,204.00 541.67	0.83% (5,546.41)	Aaa / AA+ AAA	1.43 1.42
	3133EM2E1	FFCB Note 0.16% Due 8/10/2023	2,000,000.00	08/19/2021 0.22%	1,997,660.00 1,997,994.75	99.42 0.50%	1,988,414.00 986.67	0.83% (9,580.75)	Aaa / AA+ AAA	1.69 1.69
	3130A8HK2	FHLB Note 1.75% Due 6/14/2024	2,000,000.00	08/30/2021 0.38%	2,075,660.00 2,068,754.82	102.59 0.72%	2,051,702.00 16,236.11	0.86% (17,052.82)	Aaa / AA+ NR	2.54 2.47
	3133EMV25	FFCB Note 0.45% Due 7/23/2024	2,000,000.00	08/19/2021 0.42%	2,001,880.00 2,001,698.69	99.25 0.74%	1,984,900.00 3,200.00	0.83% (16,798.69)	Aaa / AA+ AAA	2.65 2.62
	3133ELVQ4	FFCB Note 0.95% Due 4/1/2025	2,000,000.00	08/24/2021 0.58%	2,026,400.00 2,024,432.55	99.73 1.03%	1,994,566.00 3,166.67	0.83% (29,866.55)	Aaa / AA+ AAA	3.34 3.27
	3137EAEU9	FHLMC Note 0.375% Due 7/21/2025	2,550,000.00	11/29/2021 1.05%	2,488,953.00 2,488,998.93	97.79 0.99%	2,493,711.30 3,453.13	1.04% 4,712.37	Aaa / AA+ AAA	3.64 3.60
	3130A8Z09	FHLB Note 1.75% Due 9/12/2025	2,000,000.00	10/14/2021 0.87%	2,067,300.00 2,065,084.94	102.62 1.04%	2,052,366.00 7,680.56	0.86% (12,718.94)	Aaa / AA+ NR	3.79 3.65
Total Agency			14,550,000.00	0.55%	14,663,453.00 14,651,715.09	0.78%	14,564,863.30 35,264.81	6.08% (86,851.79)	Aaa / AA+ AAA	2.76 2.71
CASH										
	992118\$20	CASH WF - Checking Account	7,155,803.90	Various 0.00%	7,155,803.90 7,155,803.90	1.00 0.00%	7,155,803.90 0.00	2.98% 0.00	NR / NR NR	0.00 0.00
	992118\$21	CASH River City - Cash	579,213.95	Various 0.00%	579,213.95 579,213.95	1.00 0.00%	579,213.95 0.00	0.24% 0.00	NR / NR NR	0.00 0.00
Total Cash			7,735,017.85	N/A	7,735,017.85 7,735,017.85	0.00%	7,735,017.85 0.00	3.22% 0.00	NR / NR NR	0.00 0.00
COMMERCIAL PAPER										
	2254EAZ10	Credit Suisse New York Discount CP 0.14% Due 12/20/2021	20,000,000.00	05/24/2021 0.14%	19,983,666.60 19,998,522.22	99.99 0.14%	19,998,522.22 0.00	8.32% 0.00	P-1 / A-1 NR	0.05 0.05
Total Commercial Paper			20,000,000.00	0.14%	19,983,666.60 19,998,522.22	0.14%	19,998,522.22 0.00	8.32% 0.00	Aaa / AA NR	0.05 0.05

County of San Benito Consolidated

Account #10834

Holdings Report

As of November 30, 2021



CUSIP	Security Description	Par Value/Units	Purchase Date	Cost Value	Mkt Price	Market Value	% of Port.	Moody/S&P	Maturity
			Book Yield	Book Value	Mkt YTM	Accrued Int.	Gain/Loss	Fitch	Duration
CORPORATE									
606822AQ7	Mitsubishi UFG Fin Grp Note	24,229,000.00	04/16/2021	24,446,091.84	100.42	24,330,495.28	10.14%	A1 / A-	0.65
	0.925% Due 7/25/2022		0.23%	24,339,179.94	0.29%	23,021.92	(8,684.66)	A-	0.16
037833DV9	Apple Inc Note	1,500,000.00	08/06/2021	1,512,420.00	100.28	1,504,167.00	0.63%	Aa1 / Aa+	1.44
	0.75% Due 5/11/2023		0.28%	1,510,223.66	0.56%	625.00	(6,056.66)	NR	1.44
594918BX1	Microsoft Callable Note Cont 12/6/2023	1,800,000.00	10/18/2021	1,885,032.00	104.14	1,874,489.40	0.79%	Aaa / AAA	2.19
	2.875% Due 2/6/2024		0.64%	1,880,435.68	0.80%	16,531.25	(5,946.28)	AAA	1.95
02079KAB3	Alphabet Inc Note	1,800,000.00	10/18/2021	1,913,382.00	105.60	1,900,749.60	0.80%	Aa2 / Aa+	2.24
	3.375% Due 2/25/2024		0.67%	1,907,831.83	0.84%	16,200.00	(7,082.23)	NR	2.15
023135BW5	Amazon.com Inc Note	1,500,000.00	08/06/2021	1,499,880.00	98.94	1,484,113.50	0.62%	A1 / AA	2.45
	0.45% Due 5/12/2024		0.45%	1,499,893.48	0.89%	356.25	(15,779.98)	AA-	2.43
Total Corporate		30,829,000.00	0.29%	31,256,805.84	0.39%	31,094,014.78	12.97%	A1 / A	0.96
				31,137,564.59		56,734.42	(43,549.81)	A	0.56
LAIF									
90LAI\$00	Local Agency Investment Fund State Pool	74,963,656.82	Various	74,963,656.82	1.00	74,963,656.82	31.21%	NR / NR	0.00
			0.21%	74,963,656.82	0.21%	25,576.52	0.00	NR	0.00
Total LAIF		74,963,656.82	0.21%	74,963,656.82	0.21%	74,963,656.82	31.21%	NR / NR	0.00
				74,963,656.82		25,576.52	0.00	NR	0.00
LOCAL GOV INVESTMENT POOL									
90CAMP\$01	California Asset Mgmt Program CAMP	19,153,906.67	Various	19,153,906.67	1.00	19,153,906.67	7.97%	NR / AAA	0.00
			0.05%	19,153,906.67	0.05%	0.00	0.00	NR	0.00
Total Local Gov Investment Pool		19,153,906.67	0.05%	19,153,906.67	0.05%	19,153,906.67	7.97%	NR / AAA	0.00
				19,153,906.67		0.00	0.00	NR	0.00
MONEY MARKET FUND									
316175108	Fidelity Institutional Govt Money Market Fund	157,203.27	Various	157,203.27	1.00	157,203.27	0.07%	Aaa / AAA	0.00
			0.01%	157,203.27	0.01%	0.00	0.00	NR	0.00
Total Money Market Fund		157,203.27	0.01%	157,203.27	0.01%	157,203.27	0.07%	Aaa / AAA	0.00
				157,203.27		0.00	0.00	NR	0.00



County of San Benito Consolidated

Account #10834

Holdings Report

As of November 30, 2021

CUSIP	Security Description	Par Value/Units	Purchase Date Book Yield	Cost Value Book Value	Mkt Price Mkt YTM	Market Value Accrued Int.	% of Port. Gain/Loss	Moody/S&P Fitch	Maturity Duration
NEGOTIABLE CD									
86959RNA4	Svenska Handelsbanken NY Negotiable CD	15,000,000.00	02/26/2021 0.15%	15,002,491.97 15,000,512.63	100.01 0.12%	15,001,545.00 1,383.33	6.24% 1,032.37	NR / NR NR	0.20
	0.166% Due 2/11/2022								
86959RQE3	Svenska Handelsbanken NY Yankee CD	1,500,000.00	08/27/2021 0.17%	1,500,630.46 1,500,398.71	100.00 0.22%	1,500,051.00 1,964.58	0.63% (347.71)	P-1 / A-1+ F-1+	0.44
78012UL78	Royal Bank of Canada Yankee CD	1,500,000.00	08/27/2021 0.17%	1,500,316.01 1,500,200.31	99.99 0.22%	1,499,848.50 1,700.00	0.62% (351.81)	P-1 / A-1+ F-1+	0.44
96130AKE7	Westpac Banking Corp NY Yankee CD	1,500,000.00	10/25/2021 0.21%	1,499,674.30 1,499,719.40	99.93 0.29%	1,499,005.50 1,057.50	0.62% (713.90)	P-1 / A-1+ F-1	0.62
06367CK89	Bank of Montreal Chicago Yankee CD	1,500,000.00	08/19/2021 0.20%	1,499,999.98 1,499,999.99	99.91 0.33%	1,498,593.00 866.67	0.62% (1,406.99)	P-1 / A-1 F-1+	0.72
89114WFD2	Toronto Dominion Yankee CD	1,500,000.00	08/30/2021 0.19%	1,500,000.00 1,500,000.00	99.89 0.33%	1,498,369.50 728.33	0.62% (1,630.50)	P-1 / A-1+ F-1+	0.75
06417MRL1	Bank of Nova Scotia Houston Yankee CD	1,500,000.00	09/27/2021 0.20%	1,499,999.88 1,499,999.90	99.89 0.33%	1,498,380.00 591.67	0.62% (1,619.90)	P-1 / A-1 F-1+	0.81
96130ALA4	Westpac Banking Corp NY Yankee CD	1,500,000.00	10/28/2021 0.34%	1,499,398.59 1,499,453.41	99.89 0.42%	1,498,408.50 450.00	0.62% (1,044.91)	P-1 / A-1+ F-1	0.90
Total Negotiable CD		25,500,000.00	0.17%	25,502,511.19 25,500,284.35	0.19%	25,494,201.00 8,742.08	10.62% (6,083.35)	Aaa / AAA AAA	0.39 0.39
US TREASURY									
91282CBG5	US Treasury Note	2,150,000.00	10/29/2021 0.27%	2,146,052.73 2,146,336.52	99.81 0.29%	2,145,968.75 898.27	0.89% (367.77)	Aaa / AA+ AAA	1.17 1.17
912828ZD5	US Treasury Note	2,150,000.00	10/29/2021 0.33%	2,155,039.06 2,154,707.81	100.25 0.31%	2,155,291.15 2,286.60	0.90% 583.34	Aaa / AA+ AAA	1.29 1.28
91282CCK5	US Treasury Note	2,800,000.00	10/28/2021 0.39%	2,787,421.88 2,788,103.45	99.57 0.39%	2,788,077.60 1,464.67	1.16% (25.85)	Aaa / AA+ AAA	1.58 1.58
91282CCN9	US Treasury Note	2,800,000.00	10/28/2021 0.43%	2,785,125.00 2,785,891.99	99.50 0.43%	2,785,890.80 1,169.84	1.16% (1.19)	Aaa / AA+ AAA	1.67 1.66
91282CCU3	US Treasury Note	2,000,000.00	10/14/2021 0.34%	1,991,953.13 1,992,505.25	99.44 0.45%	1,988,828.00 635.36	0.83% (3,677.25)	Aaa / AA+ AAA	1.75 1.74
91282CAK7	US Treasury Note	2,000,000.00	08/18/2021 0.24%	1,995,078.13 1,995,754.32	99.41 0.46%	1,988,124.00 531.77	0.83% (7,630.32)	Aaa / AA+ AAA	1.79 1.78

County of San Benito Consolidated

Account #10834

Holdings Report

As of November 30, 2021



CUSIP	Security Description	Par Value/Units	Purchase Date	Cost Value	Mkt Price	Market Value	% of Port.	Moody/S&P	Maturity
			Book Yield	Book Value	Mkt YTM	Accrued Int.	Gain/Loss	Fitch	Duration
US TREASURY									
91282CAP6	US Treasury Note 0.125% Due 10/15/2023	2,000,000.00	08/06/2021 0.25%	1,994,609.38 1,995,380.43	99.32 0.49%	1,986,484.00 322.80	0.83% (8,896.43)	Aaa / AA+ AAA	1.87
91282CAW1	US Treasury Note 0.25% Due 11/15/2023	2,800,000.00	10/28/2021 0.52%	2,784,578.13 2,785,259.42	99.48 0.52%	2,785,344.80 309.39	1.16% 85.38	Aaa / AA+ AAA	1.96
91282CBA8	US Treasury Note 0.125% Due 12/15/2023	2,000,000.00	08/18/2021 0.29%	1,992,187.50 1,993,145.64	99.14 0.55%	1,982,734.00 1,154.37	0.83% (10,411.64)	Aaa / AA+ AAA	2.04
91282CBE0	US Treasury Note 0.125% Due 1/15/2024	2,800,000.00	10/28/2021 0.58%	2,771,890.63 2,773,038.66	99.03 0.58%	2,772,873.60 1,322.01	1.15% (165.06)	Aaa / AA+ AAA	2.13
91282CBR1	US Treasury Note 0.25% Due 3/15/2024	2,000,000.00	10/14/2021 0.48%	1,988,750.00 1,989,349.49	99.14 0.63%	1,982,734.00 1,063.54	0.83% (6,615.49)	Aaa / AA+ AAA	2.29
91282CBV2	US Treasury Note 0.375% Due 4/15/2024	2,000,000.00	10/14/2021 0.51%	1,993,437.50 1,993,775.33	99.32 0.66%	1,986,406.00 968.41	0.83% (7,369.33)	Aaa / AA+ AAA	2.38
91282CC3	US Treasury Note 0.25% Due 5/15/2024	2,550,000.00	11/29/2021 0.71%	2,521,412.11 2,521,443.98	98.94 0.69%	2,522,906.25 281.77	1.05% 1,462.27	Aaa / AA+ AAA	2.46
91282CCG4	US Treasury Note 0.25% Due 6/15/2024	2,000,000.00	08/24/2021 0.41%	1,991,015.63 1,991,874.62	98.84 0.71%	1,976,718.00 2,308.74	0.82% (15,156.62)	Aaa / AA+ AAA	2.54
91282CC13	US Treasury Note 0.375% Due 7/15/2024	2,000,000.00	10/25/2021 0.69%	1,983,046.88 1,983,661.49	99.09 0.72%	1,981,876.00 2,832.88	0.83% (1,785.49)	Aaa / AA+ AAA	2.62
91282CT6	US Treasury Note 0.375% Due 8/15/2024	2,000,000.00	10/14/2021 0.58%	1,988,437.50 1,988,962.56	99.03 0.74%	1,980,546.00 2,201.09	0.83% (8,416.56)	Aaa / AA+ AAA	2.71
91282CCX7	US Treasury Note 0.375% Due 9/15/2024	2,000,000.00	10/14/2021 0.61%	1,986,562.50 1,987,154.96	98.92 0.77%	1,978,438.00 1,595.30	0.82% (8,716.96)	Aaa / AA+ AAA	2.79
91282CDB4	US Treasury Note 0.625% Due 10/15/2024	2,000,000.00	10/14/2021 0.64%	1,999,218.75 1,999,252.25	99.55 0.78%	1,990,938.00 1,614.01	0.83% (8,314.25)	Aaa / AA+ AAA	2.88
912828VV6	US Treasury Note 1.5% Due 11/30/2024	2,000,000.00	11/03/2021 0.77%	2,044,062.50 2,043,002.17	102.00 0.82%	2,040,078.00 82.42	0.85% (2,924.17)	Aaa / AA+ AAA	3.00
912828Z52	US Treasury Note 1.375% Due 1/31/2025	2,550,000.00	11/29/2021 0.90%	2,587,951.17 2,587,918.40	101.59 0.87%	2,590,440.45 11,719.26	1.08% 2,522.05	Aaa / AA+ AAA	3.17

County of San Benito Consolidated

Holdings Report

Account #10834

As of November 30, 2021



CUSIP	Security Description	Par Value/Units	Purchase Date Book Yield	Cost Value Book Value	Mkt Price Mkt YTM	Market Value Accrued Int.	% of Port. Gain/Loss	Moody/S&P Fitch	Maturity Duration
US TREASURY									
912828ZFO	US Treasury Note 0.5% Due 3/31/2025	2,550,000.00	11/29/2021 0.95%	2,512,646.48 2,512,677.17	98.66 0.91%	2,515,835.10 2,171.70	1.05% 3,157.93	Aaa / AA+ AAA	3.33 3.29
Total US Treasury		47,150,000.00	0.53%	47,000,476.59 47,009,195.91	0.61%	46,926,532.50 36,934.20	19.55% (82,663.41)	Aaa / AA+ AAA	2.25 2.23
TOTAL PORTFOLIO		240,038,784.61	0.27%	240,416,697.83 240,307,066.77	0.32%	240,087,918.41 163,252.03	100.00% (219,148.36)	Aa1 / AA AA+	0.78 0.72
TOTAL MARKET VALUE PLUS ACCRUED						240,251,170.44			

Important Disclosures



Chandler Asset Management, Inc. ("Chandler") is an SEC registered investment adviser. For additional information about our firm, please see our current disclosures (Form ADV). To obtain a copy of our current disclosures, you may contact your client service representative by calling the number on the front of this statement or you may visit our website at www.chandlerasset.com.

Information contained in this monthly statement is confidential and is provided for informational purposes only and should not be construed as specific investment or legal advice. The information contained herein was obtained from sources believed to be reliable as of the date of this statement, but may become outdated or superseded at any time without notice.

Custody: Your qualified custodian bank maintains control of all assets reflected in this statement and we urge you to compare this statement to the one you receive from your qualified custodian. Chandler does not have any authority to withdraw or deposit funds from/to the custodian account.

Valuation: Prices are provided by IDC, an independent pricing source. In the event IDC does not provide a price or if the price provided is not reflective of fair market value, Chandler will obtain pricing from an alternative approved third party pricing source in accordance with our written valuation policy and procedures. Our valuation procedures are also disclosed in Item 5 of our Form ADV Part 2A.

Performance: Performance results are presented gross-of-advisory fees and represent the client's Total Return. The deduction of advisory fees lowers performance results. These results include the reinvestment of dividends and other earnings. Past performance may not be indicative of future results. Therefore, clients should not assume that future performance of any specific investment or investment strategy will be profitable or equal to past performance levels. All investment strategies have the potential for profit or loss. Economic factors, market conditions or changes in investment strategies, contributions or withdrawals may materially alter the performance and results of your portfolio.

Source: ICE Data Indices, LLC ("ICE"), used with permission. ICE PERMITS USE OF THE ICE INDICES AND RELATED DATA ON AN "AS IS" BASIS; ICE, ITS AFFILIATES AND THEIR RESPECTIVE THIRD PARTY SUPPLIERS DISCLAIM ANY AND ALL WARRANTIES AND REPRESENTATIONS, EXPRESS AND/OR IMPLIED, INCLUDING ANY WARRANTIES OF MERCHANTABILITY OR FITNESS FOR A PARTICULAR PURPOSE OR USE, INCLUDING THE INDICES, INDEX DATA AND ANY DATA INCLUDED IN, RELATED TO, OR DERIVED THEREFROM. NEITHER ICE DATA, ITS AFFILIATES OR THEIR RESPECTIVE THIRD PARTY PROVIDERS GUARANTEE THE QUALITY, ADEQUACY, ACCURACY, TIMELINESS OR COMPLETENESS OF THE INDICES OR THE INDEX DATA OR ANY COMPONENT THEREOF, AND THE INDICES AND INDEX DATA AND ALL COMPONENTS THEREOF ARE PROVIDED ON AN "AS IS" BASIS AND LICENSEE'S USE IS AT LICENSEE'S OWN RISK. ICE DATA, ITS AFFILIATES AND THEIR RESPECTIVE THIRD PARTY DO NOT SPONSOR, ENDORSE, OR RECOMMEND CHANDLER, OR ANY OF ITS PRODUCTS OR SERVICES.

Index returns assume reinvestment of all distributions. Historical performance results for investment indexes generally do not reflect the deduction of transaction and/or custodial charges or the deduction of an investment management fee, the incurrence of which would have the effect of decreasing historical performance results. It is not possible to invest directly in an index.

Ratings: Ratings information have been provided by Moody's, S&P and Fitch through data feeds we believe to be reliable as of the date of this statement, however we cannot guarantee its accuracy.

Security level ratings for U.S. Agency issued mortgage-backed securities ("MBS") reflect the issuer rating because the securities themselves are not rated. The issuing U.S. Agency guarantees the full and timely payment of both principal and interest and carries a AA+/Aaa/AAA by S&P, Moody's and Fitch respectively.