

**MELINDA L. CASILLAS**

**TREASURER, TAX COLLECTOR  
& PUBLIC ADMINISTRATOR**  
440 Fifth Street, Room 107  
Hollister, CA 95023



**OFFICE OF THE TAX COLLECTOR**

(831) 636-4034 • Fax (831) 636-4383  
propertytaxes@cosb.us

**OFFICE OF THE TREASURER  
& PUBLIC ADMINISTRATOR**

(831) 636-4043 • Fax (831) 636-4014  
treas-pa@cosb.us

## COUNTY OF SAN BENITO

---

November 30, 2020

San Benito County Board of Supervisors;

Attached is the November 2020 San Benito County Treasurer's Office Portfolio Analysis.

The Portfolio Analysis contains detailed information regarding the activity of the various banking and investment operations for the month of November 2020.

We did not have any new investments in November 2020. Investment decisions are made on the basis of short term needs and interest rates. As the political and pandemic concerns are still impacting our local treasury partners and country, we were mindful of these situations, and chose not to make any new investments at this time. Interest rates continue to be extremely low. Overnight funds offer the same rates as long-term (1-30 years) investments. Uncertainties due to local, State, and Federal funding streams makes investing riskier in our opinion.

We had one investment mature in November 2020. We do not have any investment scheduled to schedule in December. We do, however, expect the payment of property taxes to have a positive impact on cash flow in December. We have four (4) investments scheduled to mature in January, and we will reevaluate the political and pandemic climate as those investments mature.

We deposited \$33,002,996 from Treasury agencies, of which \$19,446,041 was related to property taxes. We had \$41,982.64 in outstanding deposits as of November 30, 2020.

The Treasury paid out a total of 27,217,386. Larger payments included \$2,733,868 for the new Santa Ana Ranch school and \$2,527,152 from RMA related to road work.

Should you have any further questions, please contact me by phone or email at [mcasillas@cosb.us](mailto:mcasillas@cosb.us).

Sincerely,

A handwritten signature in blue ink, appearing to read "Melinda L. Casillas".

Cc: Joe Paul Gonzalez, San Benito County Clerk, Recorder, Elections, Auditor  
Krystal Lomanto, San Benito County Office of Education Superintendent

**SAN BENITO COUNTY  
TREASURER'S DEPARTMENT  
PORTFOLIO ANALYSIS  
AS OF NOVEMBER 30, 2020**

INVESTMENT TYPE	# of Investments	Par Value	Portfolio Investment %	Policy Investment %	In Compliance? **
Certificates of Deposits	4	\$ 55,000,000	26%	30%	YES
Commercial Paper	3	\$ 44,500,000	21%	40%	YES
Medium Term Notes	4	\$ 40,000,000	19%	30%	YES
Money Market		\$ 44,413	0%		
River City Bank***	1	\$ 577,167	0%		
CAMP	1	\$ 13,800,000	7%	100%	N/A
Interest		\$ 2,878	0%		N/A
LAIF	1	\$ 49,118,000	23%	100%	N/A
Interest		\$ 61,338	0%		
Wells Fargo	1	\$ 6,089,603	3%	N/A	
	15	\$ 209,193,399	100%		

\*\* at the time of an investment purchase, %s are analyzed. The actual portfolio %s over time will vary.

DAYS TO MATURITY ANALYSIS	# of Investments	Par Value
Overnight	4	\$ 69,693,399
Nov 1 - December 31, 2020	0	\$ -
1st Quarter 2021	6	\$ 89,500,000
2nd Quarter 2021	2	\$ 25,000,000
3rd Quarter 2021	2	\$ 15,000,000
4th Quarter 2021	1	\$ 10,000,000
	15	\$ 209,193,399

INTEREST EARNED	AMOUNT
Certificates of Deposits	Union Bank \$ 45,470 48%
Commercial Paper**	Union Bank \$ 3,616 4%
Medium Term Notes	Union Bank \$ 43,975 47%
Money Market	Union Bank \$ 1 N/A
River City Bank	River City Bank \$ 305 0%
CAMP	CAMP \$ 748 1%
LAIF	LAIF July - Sept \$ - 0%
Wells Fargo Operating Account	Wells Fargo \$ - N/A
	\$ 94,115 100%

NOVEMBER 2020 WEIGHTED AVG INTEREST EARNED	0.8954%
QUARTER WEIGHTED AVG INTEREST EARNED	1.3186%
FYTD 20/21 WEIGHTED AVG INTEREST EARNED	1.5450%

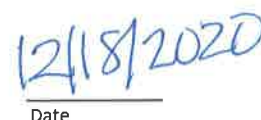
MATURITIES	INVESTMENT CATEGORY	DATE	Par Value	TIME HELD	ROI
Banco Santander	YCD	25-Nov	\$ 20,000,000	1.00 year	1.12%

NEW INVESTMENTS	INVESTMENT CATEGORY	Par Value	MATURITY DATE
No new investments this month			

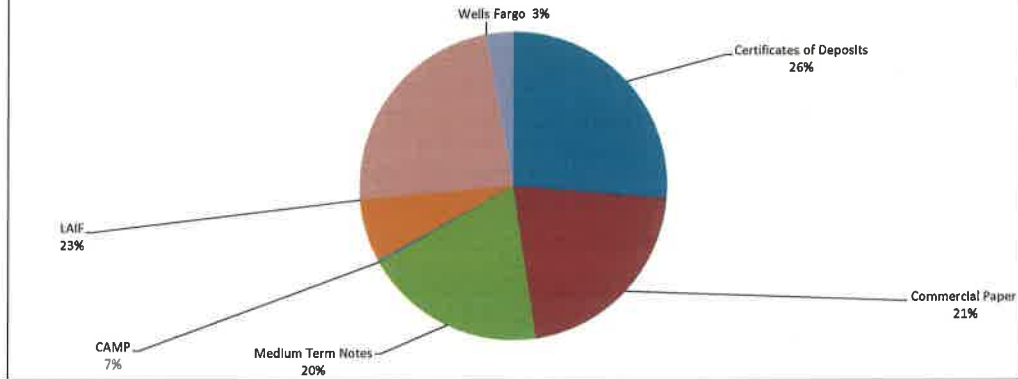
**TREASURY DETAILS - SEE ATTACHED**



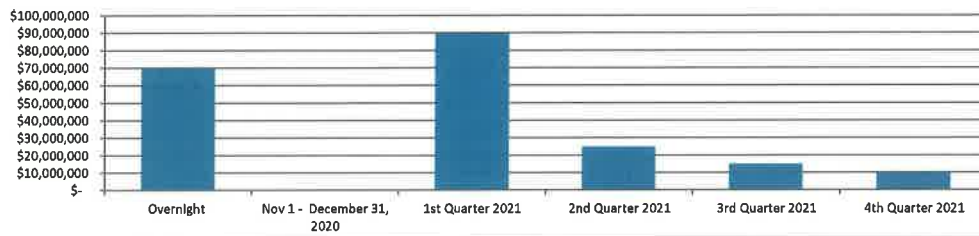
Melinda L. Casillas, Treasurer/Tax Collector/Public Administrator

  
Date

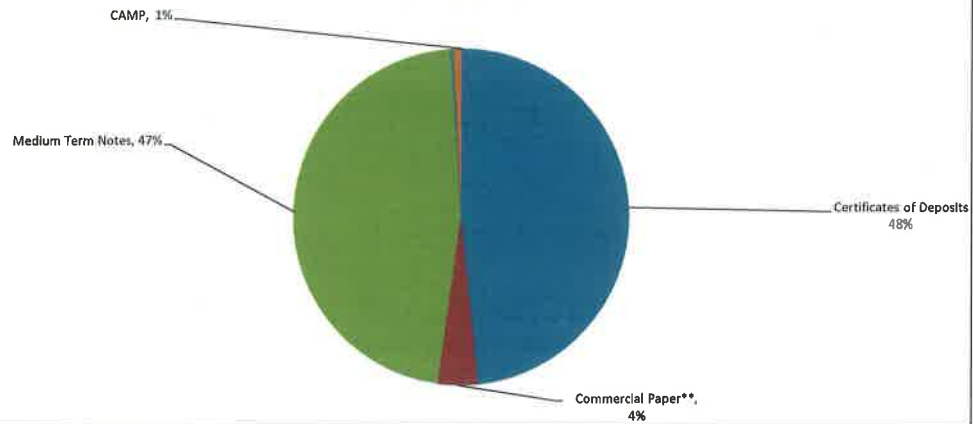
**SAN BENITO COUNTY  
TREASURER'S INVESTMENT PORTFOLIO  
AS OF NOVEMBER 30, 2020**



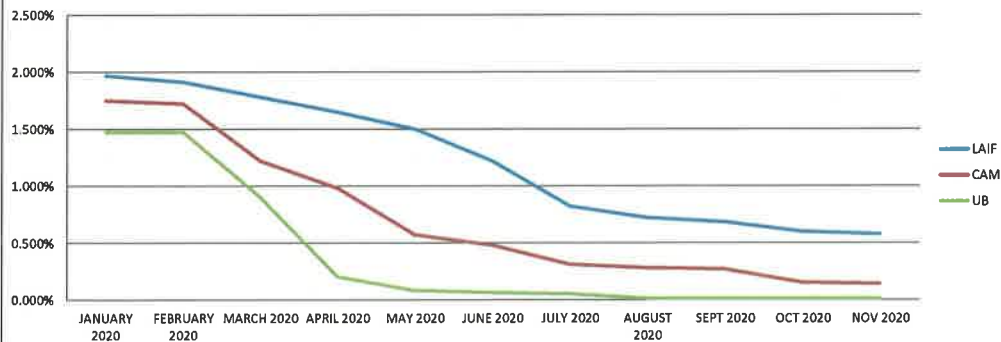
**SAN BENITO COUNTY  
INVESTMENT AGING  
AS OF NOVEMBER 30, 2020**



**San Benito County  
Interest Earned  
NOVEMBER 2020**



**San Benito County  
Overnight Rates  
January - November 2020**



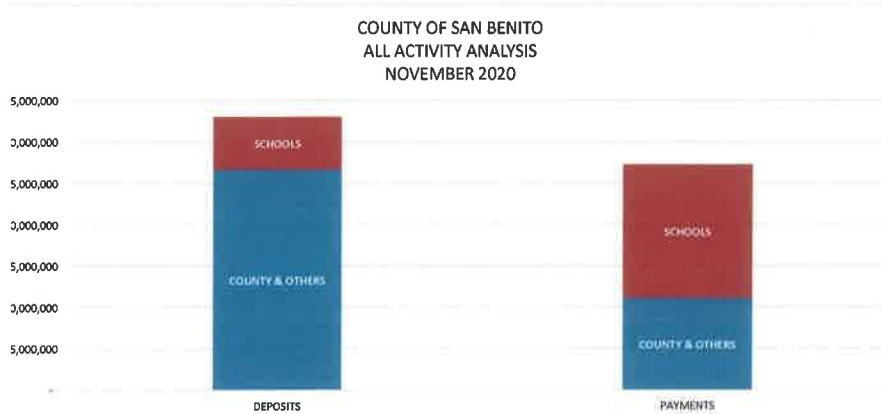
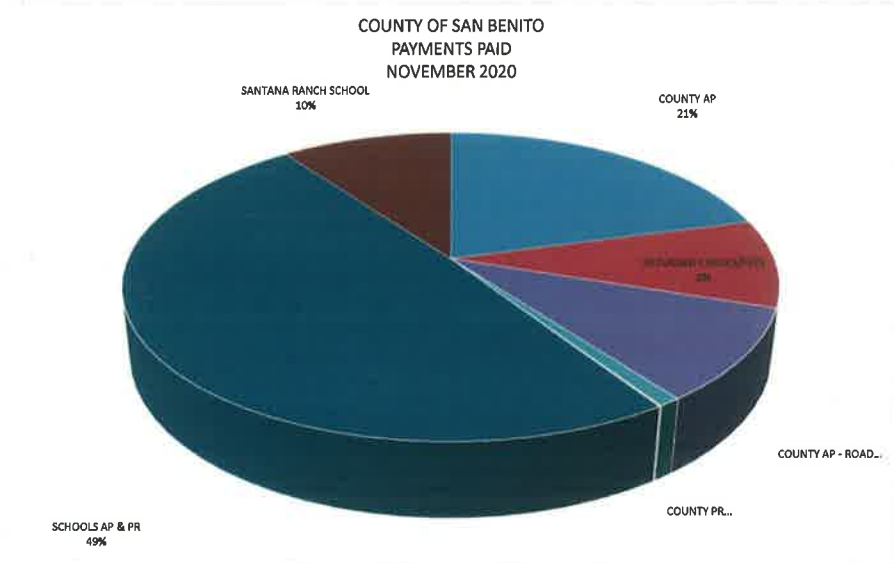
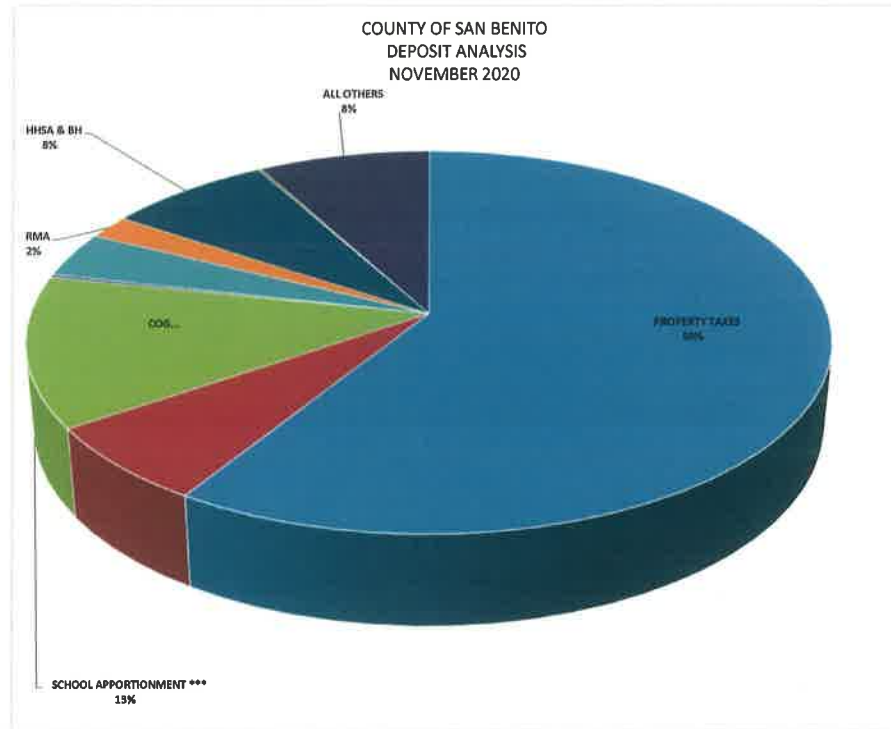
SAN BENITO COUNTY  
TREASURY ANALYSIS  
NOVEMBER 2020

	2020	
DEPOSITS	AMOUNT	%
PROPERTY TAXES	19,446,041	59%
SCHOOLS	2,164,013	7%
SCHOOL APPORTIONMENT ***	4,210,628	13%
COURTS	95,665	0%
COG	1,260,081	4%
RMA	651,083	2%
HHS&A & BH	2,496,838	8%
SPECIAL * CARES ACT	-	0%
INTEREST	48,649	0%
ALL OTHERS	2,629,998	8%
TOTAL	33,002,996	100%

PAYMENTS	AMOUNT	%
COUNTY AP	5,673,626	21%
COUNTY AP - ROAD WORK	2,527,152	9%
CARES ACT	-	0%
COUNTY PR	2,627,277	10%
EBT REDEEMED	253,019	1%
RETURNED CHECKS/FEES	25,316	
SCHOOLS AP & PR	13,377,128	49%
SANTANA RANCH SCHOOL	2,733,868	10%
SBHS BONDS	-	0%
TOTAL	27,217,386	100%

	DEPOSITS	PAYMENTS
COUNTY & OTHERS	26,628,354	11,106,390
SCHOOLS	6,374,642	16,110,996
	33,002,996	27,217,386

TREASURY DETAILS FOR THE MONTH OF NOVEMBER 2020





**SAN BENITO COUNTY**  
**PORTFOLIO MANAGEMENT SUMMARY**  
**November 30, 2020**



STATEMENT OF COMPLIANCE AND AVAILABILITY: I hereby declare, that to the best of my knowledge, all investments held within the County Investment Pool meet the requisites of the government codes and the terms of the County Investment Policy and are valued currently within this report. Market valuations are provided by the County's Custody / Safekeeping Bank, Union Bank. Furthermore, the Investment Portfolio is structured in such a way that sufficient cash shall be available to meet the normal, projected cash needs of the County and the Investment Pool participants during the next six months.

Asset Class	Face Amount/Shares	Market Value	Book Value	% of Portfolio	YTM @ Cost	Days To Maturity
Certificate of Deposit - Negotiable	55,000,000.00 ✓	55,016,900.00	55,021,999.42	26.30	0.40	137
Commercial Paper - Discount	44,500,000.00 ✓	44,495,720.00	44,476,762.69	21.26	0.23	53
Managed Pool Accounts	63,026,629.17 ✓	63,026,629.17	63,026,629.17	30.13	0.48	1
Medium Term Notes	40,000,000.00 ✓	40,115,850.00	39,986,896.60	19.12	1.35	157
Money Market	6,666,769.88	6,666,769.88	6,666,769.88	3.19	0.06	1
<b>Total / Average</b>	<b>209,193,399.05</b>	<b>209,321,869.05</b>	<b>209,179,057.76</b>	<b>100.00</b>	<b>0.56</b>	<b>78</b>



Melinda Casillas, Treasurer-Tax Collector



Date



# San Benito County

## Portfolio Holdings by Asset Class

### All Portfolios

Date: 11/30/2020

Description CUSIP	Face Amount / Shares	Settlement Date YTM @ Cost	Cost Value Book Value	Market Price YTM @ Market	Market Value Accrued Interest	% Portfolio Unre. Gain/Loss	Credit Rating Credit Rating	Days To Call/Maturity Duration To Maturity
<b>Certificate of Deposit - Negotiable</b>								
Credit Agricole YCD Var. Negotiable CD 8/9/2021		3/2/2020	10,011,000.00	100.10	10,009,700.00	4.78%	S&P-A1	252
22532XPA0	10,000,000.00	0.42	10,005,678.10	0.42	2,232.50	4,021.90	Moodys-P1	0
Credit Suisse FR YCD Var. Negotiable CD 1/29/2021		10/7/2020	20,010,615.72	100.03	20,006,600.00	9.57%	S&P-A1	60
22549LZZ1	20,000,000.00	0.37	20,008,567.07	0.37	6,577.78	-1,967.07	Moodys-A1	0
Standard Chartered NY Floating YCD Var. Negotiable		9/25/2020	15,007,134.52	100.04	15,005,400.00	7.17%	S&P-A1	143
85325V6C9	15,000,000.00	0.33	15,005,086.33	0.33	813.75	313.67	Moodys-P1	0
Sumitomo Mitsui YCD Var. Negotiable CD 5/14/2021		12/12/2019	10,007,650.00	99.95	9,995,200.00	4.78%	S&P-A1	165
86565BZY0	10,000,000.00	0.57	10,002,667.92	0.57	2,539.86	-7,467.92	Moodys-A	0
			55,036,400.24		55,016,900.00	26.3%		137
<b>Sub Total Certificate of Deposit - Negotiable</b>	<b>55,000,000.00</b>	<b>0.40</b>	<b>55,021,999.42</b>	<b>0.40</b>	<b>12,163.89</b>	<b>-5,099.42</b>		<b>0</b>
<b>Commercial Paper - Discount</b>								
Cedar Springs Capital Co. CP 0 1/5/2021		9/22/2020	14,991,250.05	99.99	14,997,750.00	7.17%	S&P-A1	36
15060XN57	15,000,000.00	0.20	14,991,250.05	0.15	0.00	6,499.95	Moodys-P1	0.1
Macquarie Bank Limited Var. Corp 2/24/2021		3/12/2020	14,977,128.86	100.00	15,000,000.00	7.17%	S&P-A1	86
55607NHN9	15,000,000.00	0.30	14,993,970.93	0.30	750.33	6,029.07	Moodys-P1	0
Versailles LLC CP 0 1/4/2021		9/21/2020	14,491,541.71	99.99	14,497,970.00	6.93%	S&P-A1	35
92512LN49	14,500,000.00	0.20	14,491,541.71	0.14	0.00	6,428.29	Moodys-P1	0.1
			44,459,920.62		44,495,720.00	21.27%		53
<b>Sub Total Commercial Paper - Discount</b>	<b>44,500,000.00</b>	<b>0.23</b>	<b>44,476,762.69</b>	<b>0.20</b>	<b>750.33</b>	<b>18,957.31</b>		<b>0.07</b>
<b>Managed Pool Accounts</b>								
CAMP LGIP		4/7/2014	13,802,877.99	100.00	13,802,877.99	6.6%	None	1
CAMP4500	13,802,877.99	0.14	13,802,877.99	0.14		0.00	None	0
LAIF LGIP		6/30/2013	49,179,338.35	100.00	49,179,338.35	23.51%	None	1
LAIF5000	49,179,338.35	0.58	49,179,338.35	0.58		0.00	None	0



# San Benito County Portfolio Holdings by Asset Class All Portfolios

Date: 11/30/2020

Description CUSIP	Face Amount / Shares	Settlement Date YTM @ Cost	Cost Value Book Value	Market Price YTM @ Market	Market Value Accrued Interest	% Portfolio Unre. Gain/Loss	Credit Rating Credit Rating	Days To Call/Maturity Duration To Maturity
Union Bank of California MM MM3920	44,412.83	6/30/2013 0.01	44,412.83 44,412.83	100.00 0.01	44,412.83	0.02% 0.00	None None	1 0
<b>Sub Total Managed Pool Accounts</b>	<b>63,026,629.17</b>	<b>0.48</b>	<b>63,026,629.17</b>	<b>0.48</b>	<b>63,026,629.17</b>	<b>30.13%</b>		<b>1</b>
<b>Medium Term Notes</b>								
Australia & New Zealand Bank MTN Var. Corp 11/ 05252ACR0	10,000,000.00	4/12/2019 1.08	10,120,820.00 10,046,128.98	100.73 1.08	10,072,500.00 2,105.11	4.8% 26,371.02	S&P-AA- Moody's-Aa3	358 0
Citibank NA Var. Corp 2/12/2021 17325FAM0	10,000,000.00	4/1/2020 0.56	9,925,000.00 9,978,233.44	100.04 0.56	10,003,800.00 2,818.15	4.77% 25,566.56	S&P-A1 Moody's-P1	74 0
National Australia BK MTN Var. Corp 7/12/2021 6325CODF5	5,000,000.00	8/9/2017 1.22	5,096,160.00 5,018,319.39	100.62 1.22	5,030,850.00 8,336.73	2.4% 12,530.61	Moody's-Aa3 S&P-AA-	224 0
Royal Bank of Canada Var. Corp 1/25/2021 78013XX29	15,000,000.00	3/19/2020 2.09	14,810,815.39 14,944,214.79	100.06 2.09	15,008,700.00 31,287.00	7.14% 64,485.21	S&P-A Moody's-A2	56 0
<b>Sub Total Medium Term Notes</b>	<b>40,000,000.00</b>	<b>1.35</b>	<b>39,952,795.39</b> <b>39,986,896.60</b>	<b>1.35</b>	<b>40,115,850.00</b> <b>44,546.99</b>	<b>19.11%</b> <b>128,953.40</b>		<b>157</b> <b>0</b>
<b>Money Market</b>								
River City Bank MM RCBCMM	577,167.16	7/1/2020 0.65	577,167.16 577,167.16	100.00 0.65	577,167.16	0.28% 0.00	NR None	1 0
Wells Fargo Cash CASH4454	6,089,602.72	10/31/2016 0.00	6,089,602.72 6,089,602.72	100.00 0.00	6,089,602.72	2.91% 0.00	None None	1 0
<b>Sub Total Money Market</b>	<b>6,666,769.88</b>	<b>0.06</b>	<b>6,666,769.88</b>	<b>0.06</b>	<b>6,666,769.88</b>	<b>3.19%</b> <b>0.00</b>		<b>1</b> <b>0</b>
<b>TOTAL PORTFOLIO</b>	<b>209,193,399.05</b>	<b>0.56</b>	<b>209,142,515.30</b> <b>209,179,057.76</b>	<b>0.55</b>	<b>209,321,869.05</b> <b>57,461.21</b>	<b>100.00%</b> <b>142,811.29</b>		<b>78</b> <b>0.01</b>



San Benito County  
Transactions Summary  
MONTHLY Transaction Activity - by Action  
Group By: Action  
Portfolio / Report Group: All Portfolios  
Begin Date: 10/31/2020, End Date: 11/30/2020

Description	CUSIP/Ticker	YTM @ Cost	Trade Date	Settlement Date	Maturity Date	Face Amount/Shares	Principal	Interest/Dividends	Total	Broker/Dealer	Custodian
<b>Deposit</b>											
CAMP LGIP	CAMP4500	0.000	11/30/2020	11/30/2020	N/A	747.81	747.81	0.00	747.81	None	None
CAMP LGIP	CAMP4500	0.000	11/25/2020	11/25/2020	N/A	6,300,000.00	6,300,000.00	0.00	6,300,000.00	None	None
CAMP LGIP	CAMP4500	0.000	11/19/2020	11/19/2020	N/A	1,500,000.00	1,500,000.00	0.00	1,500,000.00	None	None
CAMP LGIP	CAMP4500	0.000	11/18/2020	11/18/2020	N/A	2,000,000.00	2,000,000.00	0.00	2,000,000.00	None	None
CAMP LGIP	CAMP4500	0.000	11/13/2020	11/13/2020	N/A	1,000,000.00	1,000,000.00	0.00	1,000,000.00	None	None
CAMP LGIP	CAMP4500	0.000	11/9/2020	11/9/2020	N/A	1,200,000.00	1,200,000.00	0.00	1,200,000.00	None	None
LAIF LGIP	LAIF5000	0.000	11/30/2020	11/30/2020	N/A	5,000,000.00	5,000,000.00	0.00	5,000,000.00	None	None
LAIF LGIP	LAIF5000	0.000	11/24/2020	11/24/2020	N/A	4,500,000.00	4,500,000.00	0.00	4,500,000.00	None	None
LAIF LGIP	LAIF5000	0.000	11/23/2020	11/23/2020	N/A	10,000,000.00	10,000,000.00	0.00	10,000,000.00	None	None
River City Bank MM	RCBCMM	0.000	11/30/2020	11/30/2020	N/A	305.37	305.37	0.00	305.37	None	None
Union Bank of California MM	MM3920	0.000	11/25/2020	11/25/2020	N/A	3,615.93	3,615.93	0.00	3,615.93	None	None
Union Bank of California MM	MM3920	0.000	11/25/2020	11/25/2020	N/A	7,987.50	7,987.50	0.00	7,987.50	None	None
Union Bank of California MM	MM3920	0.000	11/25/2020	11/25/2020	N/A	20,000,000.00	20,000,000.00	0.00	20,000,000.00	None	None
Union Bank of California MM	MM3920	0.000	11/24/2020	11/24/2020	N/A	4,343.34	4,343.34	0.00	4,343.34	None	None
Union Bank of California MM	MM3920	0.000	11/24/2020	11/24/2020	N/A	28,466.06	28,466.06	0.00	28,466.06	None	None
Union Bank of California MM	MM3920	0.000	11/17/2020	11/17/2020	N/A	15,921.25	15,921.25	0.00	15,921.25	None	None
Union Bank of California MM	MM3920	0.000	11/13/2020	11/13/2020	N/A	15,509.16	15,509.16	0.00	15,509.16	None	None
Union Bank of California MM	MM3920	0.000	11/10/2020	11/10/2020	N/A	11,457.15	11,457.15	0.00	11,457.15	None	None
Union Bank of California MM	MM3920	0.000	11/4/2020	11/4/2020	N/A	5,761.12	5,761.12	0.00	5,761.12	None	None
Union Bank of California MM	MM3920	0.000	11/2/2020	11/2/2020	N/A	0.52	0.52	0.00	0.52	None	None
Wells FargoCash	CASH4454	0.000	11/30/2020	11/30/2020	N/A	6,089,602.72	6,089,602.72	0.00	6,089,602.72	None	None
<b>Sub Total / Average Deposit</b>						<b>57,683,717.93</b>	<b>57,683,717.93</b>	<b>0.00</b>	<b>57,683,717.93</b>		

**Interest**

Description	CUSIP/Ticker	YTM @ Cost	Trade Date	Settlement Date	Maturity Date	Face Amount/Shares	Principal	Interest/Dividends	Total	Broker/Dealer	Custodian
Australia & New Zealand Bank MTN Var. Corp 11/	05252ACR0	0.000	11/23/2020	11/23/2020	11/23/2021	0.00	0.00	28,466.06	28,466.06	None	None
Banco Santander FR YCD Var. Negotiable CD 11/25/20	05966DWL2	0.000	11/25/2020	11/25/2020	11/25/2020	0.00	0.00	7,987.50	7,987.50	None	None
CAMP LGIP	CAMP4500	0.000	11/30/2020	11/30/2020	N/A	0.00	0.00	747.81	747.81	None	None
Citibank NABar. Corp 2/12/2021	17325FAM0	0.000	11/12/2020	11/12/2020	2/12/2021	0.00	0.00	15,509.16	15,509.16	None	None
Credit Agricole YCD Var. Negotiable CD 8/9/2021	22532XPA0	0.000	11/11/2020	11/11/2020	8/9/2021	0.00	0.00	11,457.15	11,457.15	None	None
Credit Suisse FR YCD Var. Negotiable CD 1/29/2021	22549LZZ1	0.000	11/4/2020	11/4/2020	1/29/2021	0.00	0.00	5,761.12	5,761.12	None	None
Macquarie Bank Limited Var. Corp 2/24/2021	55607NHK9	0.000	11/24/2020	11/24/2020	2/24/2021	0.00	0.00	3,615.93	3,615.93	None	None
River City Bank MM	RCBCMM	0.000	11/30/2020	11/30/2020	N/A	0.00	0.00	305.37	305.37	None	None
Standard Chartered NY Floating YCD Var. Negotiable	85325V6C9	0.000	11/24/2020	11/24/2020	4/22/2021	0.00	0.00	4,343.34	4,343.34	None	None
Sumitomo Mitsui YCDVar. Negotiable CD 5/14/2021	86565BZY0	0.000	11/14/2020	11/14/2020	5/14/2021	0.00	0.00	15,921.25	15,921.25	None	None
Union Bank of California MM	MM3920	0.000	11/2/2020	11/2/2020	N/A	0.00	0.00	0.52	0.52	None	None
<b>Sub Total / Average Interest</b>						<b>0.00</b>	<b>0.00</b>	<b>94,115.21</b>	<b>94,115.21</b>		
<b>Matured</b>											
Banco Santander FR YCD Var. Negotiable CD 11/25/20	05966DWL2	0.000	11/25/2020	11/25/2020	11/25/2020	20,000,000.00	20,000,000.00	0.00	20,000,000.00	Tradition Asiel Securities	Union Bank3920
<b>Sub Total / Average Matured</b>						<b>20,000,000.00</b>	<b>20,000,000.00</b>	<b>0.00</b>	<b>20,000,000.00</b>		
<b>Withdraw</b>											
CAMP LGIP	CAMP4500	0.000	11/23/2020	11/23/2020	N/A	1,000,000.00	1,000,000.00	0.00	1,000,000.00	None	None
CAMP LGIP	CAMP4500	0.000	11/4/2020	11/4/2020	N/A	1,500,000.00	1,500,000.00	0.00	1,500,000.00	None	None
CAMP LGIP	CAMP4500	0.000	11/3/2020	11/3/2020	N/A	1,000,000.00	1,000,000.00	0.00	1,000,000.00	None	None
LAIF LGIP	LAIF5000	0.000	11/12/2020	11/12/2020	N/A	1,500,000.00	1,500,000.00	0.00	1,500,000.00	None	None
LAIF LGIP	LAIF5000	0.000	11/6/2020	11/6/2020	N/A	3,000,000.00	3,000,000.00	0.00	3,000,000.00	None	None
Union Bank of California MM	MM3920	0.000	11/25/2020	11/25/2020	N/A	20,048,649.20	20,048,649.20	0.00	20,048,649.20	None	None
Wells FargoCash	CASH4454	0.000	11/1/2020	11/1/2020	N/A	3,833,185.05	3,833,185.05	0.00	3,833,185.05	None	None
<b>Sub Total / Average Withdraw</b>						<b>31,881,834.25</b>	<b>31,881,834.25</b>	<b>0.00</b>	<b>31,881,834.25</b>		