

OFFICE OF THE TAX COLLECTOR
(831) 636-4034 • Fax (831) 636-4383
propertytaxes@cosb.us

**OFFICE OF THE TREASURER
& PUBLIC ADMINISTRATOR**
(831) 636-4043 • Fax (831) 636-4014
treas-pa@cosb.us



MELINDA L. CASILLAS
TREASURER, TAX COLLECTOR
& PUBLIC ADMINISTRATOR
440 Fifth Street, Room 107
Hollister, CA 95023

COUNTY OF SAN BENITO

January 31, 2020

San Benito County Board of Supervisors;

Attached is the January 2020 San Benito County Treasurer's Office Portfolio Analysis.

The report has detailed information regarding the activity of the various banking and investments operations for the month of January 2020, along with the GIOA/Bloomberg monthly report of various interest rates.

Interest rates continued to drop in January, as the attached CAMP and PIMA/LAIF reports show. This makes investing very difficult, and as such you will see we did not find investments that had interest rates higher than our overnight operations.

Our operating account maintained a rather steady in-flow and out-flow activity, with little change from the beginning of the month to the end of the month. January was a slower month for departmental, schools, and special districts deposit activity.

Should you have any further questions, please contact me by phone or email at mcasillas@cosb.us.

Sincerely,

CC: Joe Paul Gonzalez, San Benito County Clerk, Recorder, Elections, Auditor
Krystal Lomanto, San Benito County Office of Education Superintendent

**TREASURER'S DEPARTMENT
PORTFOLIO ANALYSIS
AS OF JANUARY 30, 2020**

INVESTMENT TYPE	INSTITUTION	# of Investments	Face Value	Portfolio Investment %	Policy Investment %	Compliance? In
Certificates of Deposits	Union Bank	7	\$ 87,976,000	38%	30%	OVER
Commercial Paper	Union Bank	1	\$ 15,000,000	6%	40%	UNDER
Medium Term Notes	Union Bank	6	\$ 41,240,000	18%	30%	UNDER
Money Market	Union Bank	1	\$ 377,168	0%	N/A	
Managed Pool Account	CAMP	1	\$ 22,390,000	10%	N/A	
Managed Pool Account	LAF	1	\$ 62,000,000	27%	N/A	
Managed Pool Account	INTEREST	1	\$ 291,208	0%		
Operating Account	Wells Fargo	1	\$ 3,263,240	1%		N/A
** at the time of an investment purchase, % are analyzed. The actual portfolio % over time will vary.						

INTEREST EARNED		AMOUNT			
Certificates of Deposits	Union Bank	\$ 167,168	66%		
Commercial Paper	Union Bank	\$ 35,567	14%		
Medium Term Notes	Union Bank	\$ 37,511	15%		
Money Market	Union Bank	\$ 832	0%		
Managed Pool Account	CAMP	\$ 12,681	5%		
Managed Pool Account	LAF	\$ -	0%		
Operating Account	Wells Fargo	\$ -	0%		
		\$ 253,759	100%		
JANUARY 2020 WEIGHTED AVG INTEREST EARNED		2.1870%			
FYT D 19/20 WEIGHTED AVG INTEREST EARNED		2.4277%			

FEES			
Union Bank	Client Analysis	\$ 5,296	
Wells Fargo			

MATURITIES	INVESTMENT CATEGORY	DATE	FACE VALUE	TIME HELD	ANNUALIZED ROI	Investment	Life of Earned over
Toronto Dominion Bank CP	Commercial Paper	15-Jan	\$ 20,000,000	.09 years	2.00%	\$ 35,567	
Sumitomo Mitsui YCD	Certificates of Deposit	31-Jan	\$ 7,330,000	1.25 years	3.71%	\$ 271,927	

NEW INVESTMENTS		INCREASE/(DECREASE)	
CAMP	INCREASE	\$ 16,000,000	
LAF	DECREASE	\$ (3,000,000)	

WF ACTIVITY		OPERATING ACCOUNT	
CREDITS (INFLOWS)		\$ 78,539,743	
DEBITS (OUTFLOWS)		\$ (78,394,553)	
NET CHANGE		\$ 145,190	

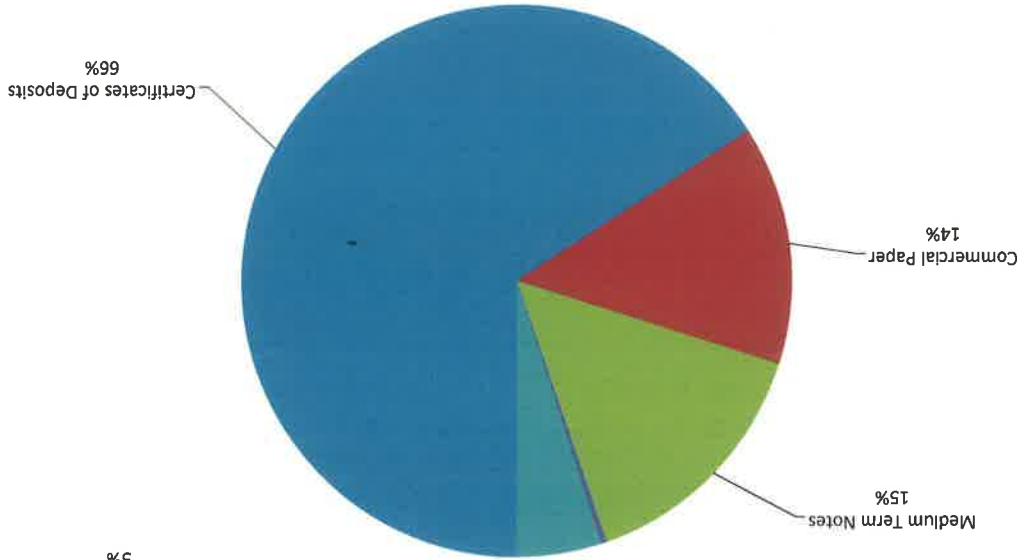
MARKET NEWS
(see attached - source GIOA/Bloomberg)

Melinda L Casillas, Treasurer/Tax Collector/Public Administrator

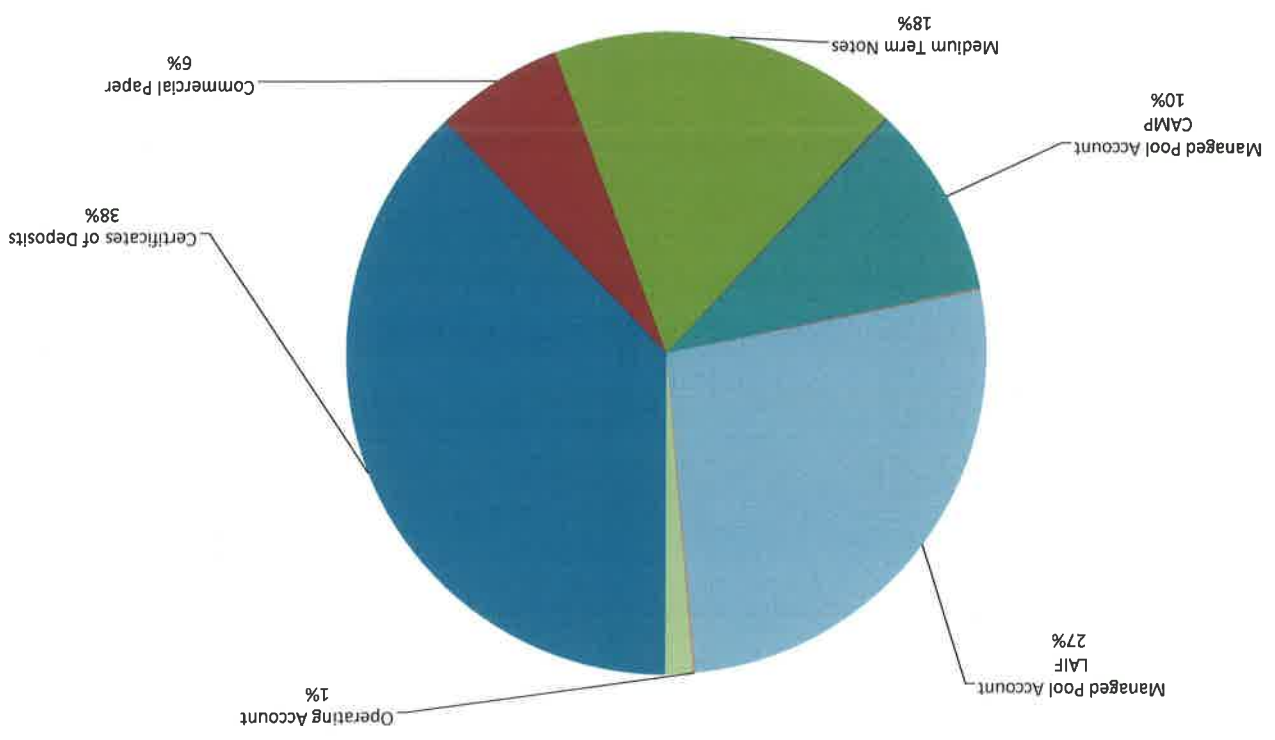
Date

5/4/2020

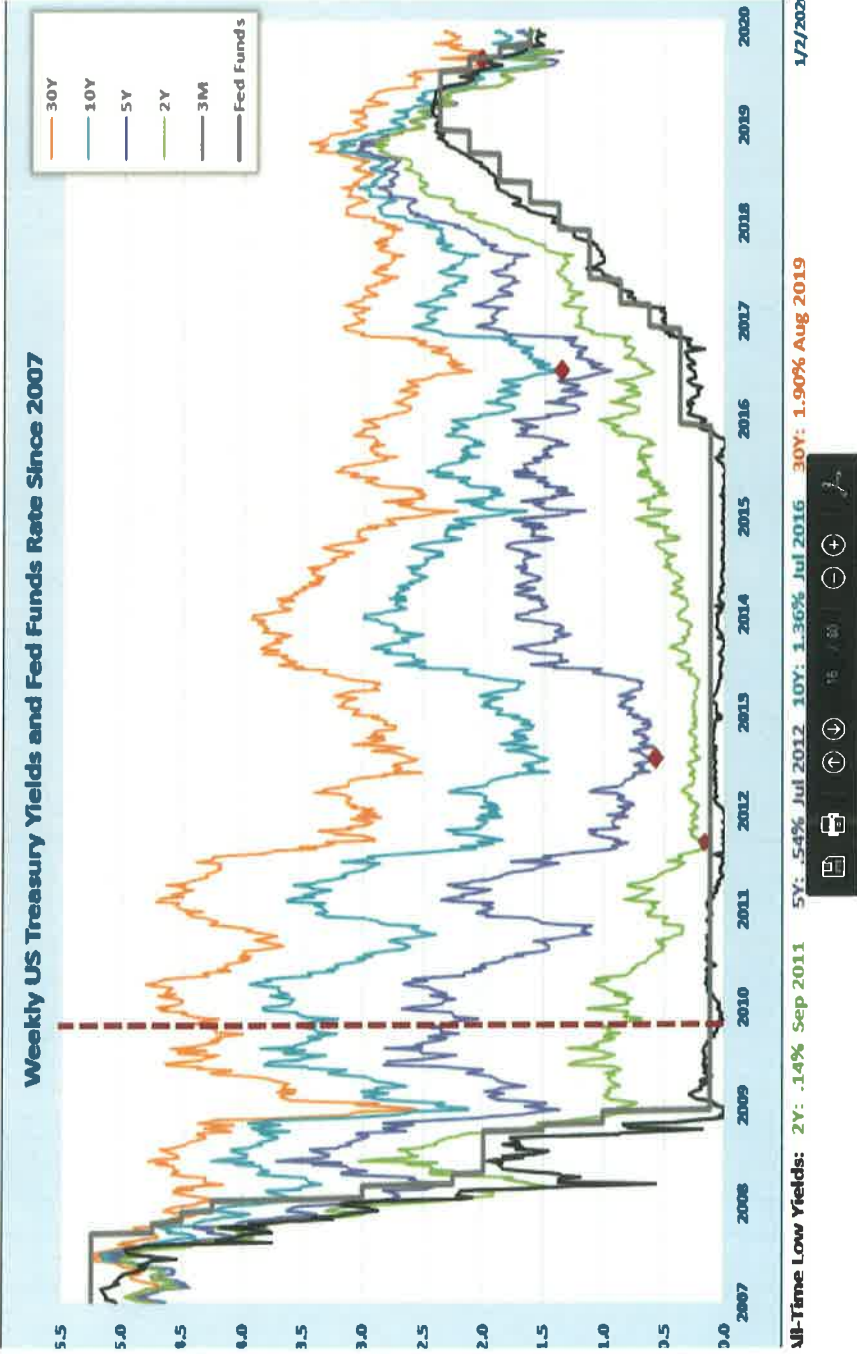
**SAN BENITO COUNTY
TREASURER'S INTEREST EARNED
JANUARY 2020**



**SAN BENITO COUNTY
TREASURER'S INVESTMENT PORTFOLIO
AS OF JANUARY 2020**



Rates are Low...But They Were a Bunch Lower





SAN BENITO COUNTY
PORTFOLIO MANAGEMENT SUMMARY
January 31, 2020



STATEMENT OF COMPLIANCE AND AVAILABILITY: I hereby declare, that to the best of my knowledge, all investments held within the County Investment Pool meet the requisites of the government codes and the terms of the County Investment Policy and are valued currently within this report. Market valuations are provided by the County's Custody / Safekeeping Bank, Union Bank. Furthermore, the Investment Portfolio is structured in such a way that sufficient cash shall be available to meet the normal, projected cash needs of the County and the Investment Pool participants during the next six months.

Asset Class	Face Amount/Shares	Market Value	Book Value	% of Portfolio	YTM @ Cost	Days To Maturity
Certificate of Deposit - Negotiable	87,976,000.00	88,038,327.64	88,009,179.88	37.80	2.11	231
Commercial Paper - Discount	15,000,000.00	14,981,400.00	14,933,945.85	6.45	1.92	31
Managed Pool Accounts	85,233,264.59	85,233,264.59	85,233,264.59	36.63	1.92	1
Medium Term Notes	41,240,000.00	41,445,971.60	41,411,980.47	17.72	2.58	276
Money Market	3,263,239.66	3,263,239.66	3,263,239.66	1.40	0.00	1
Total / Average	232,712,504.25	232,962,203.49	232,851,610.45	100.00	2.08	139

Melinda Casillas _____ Date 2/25/2020

Melinda Casillas, Treasurer-Tax Collector



San Benito County Portfolio Holdings by Asset Class Report Group: San Benito County

Date: 1/31/2020

Description CUSIP	Face Amount/ Shares	Settlement Date YTM @ Cost	Cost Value Book Value	Market Price YTM @ Market	Market Value Accrued Interest	% Portfolio Unre. Gain/Loss	Credit Rating Credit Rating	Days To Call/Maturity Duration To Maturity
Certificate of Deposit - Negotiable								
Banco Santander FR YCD Var. Negotiable CD 11/25/20		11/25/2019	20,000,000.00	100.00	20,000,000.00	8.59%	S&P-A	299
05966DWL2	20,000,000.00	1.99	20,000,000.00	1.99	22,107.51	0.00	Moody's-A2	0
Bank of Montreal Chicago YCD Var. Negotiable CD 4/		7/2/2019	10,005,022.20	100.02	10,002,000.00	4.3%	Moody's-Aa2	87
06370RZJ1	10,000,000.00	1.84	10,001,506.66	1.84	1,534.07	493.34	S&P-AA-	0
Bank of Nova Scotia Var. Negotiable CD 9/21/2020		9/24/2018	14,007,498.62	100.16	14,021,980.00	6.01%	S&P-A+	234
06417GZ84	14,000,000.00	2.21	14,002,832.58	2.21	35,381.12	19,147.42	Moody's-Aa2	0
Credit Agricole CIB NY YCD Var. Negotiable CD 7/30		8/10/2018	13,006,291.31	100.07	13,008,853.00	5.58%	S&P-A	181
22532XJR0	13,000,000.00	2.12	13,001,590.30	2.12	765.38	7,262.70	Moody's-A1	0
Sumitomo Mitsui YCD Var. Negotiable CD 5/14/2021		12/12/2019	10,007,650.00	100.00	9,999,970.00	4.3%	S&P-A1	469
86565BZY0	10,000,000.00	2.25	10,007,650.00	2.25	48,842.08	-7,680.00	Moody's-A	0
Sumitomo YCD Var. Negotiable CD 8/28/2020		4/10/2019	10,028,000.00	100.23	10,022,500.00	4.3%	S&P-A1	210
86565BLX7	10,000,000.00	2.33	10,015,051.38	2.33	40,192.36	7,448.62	Moody's-P1	0
Swedbank NY YCD Var. Negotiable CD 5/7/2020		5/30/2019	10,984,573.04	100.06	10,983,024.64	4.72%	Moody's-Aa2	97
87019VHK6	10,976,000.00	2.12	10,980,548.96	2.12	55,031.68	2,475.68	None	0
Sub Total Certificate of Deposit - Negotiable	87,976,000.00	2.11	88,039,035.17	2.11	88,038,327.64	37.8%		231
			88,009,179.88		203,854.20	29,147.76		0
Commercial Paper - Discount								
Mountcliff Funding CP 0 3/2/2020		12/10/2019	14,933,945.85	99.88	14,981,400.00	6.41%	S&P-A1	31
62455AC21	15,000,000.00	1.92	14,933,945.85	1.44	0.00	47,454.15	Moody's-P1	0.08
Sub Total Commercial Paper - Discount	15,000,000.00	1.92	14,933,945.85	1.44	0.00	47,454.15		31
			14,933,945.85		0.00	47,454.15		0.08
Managed Pool Accounts								
CAMP LGIP		4/7/2014	22,564,888.05	100.00	22,564,888.05	9.69%	None	1
CAMP4500	22,564,888.05	1.78	22,564,888.05	1.78		0.00	None	0



San Benito County

Portfolio Holdings by Asset Class

Report Group: San Benito County

Date: 1/31/2020

Description CUSIP	Face Amount/ Shares	Settlement Date		Cost Value Book Value	Market Price		Market Value Accrued Interest	% Portfolio Unre. Gain/Loss	Credit Rating		Days To Call/Maturity Duration To Maturity
		YTM @ Cost	YTM @ Market		YTM @ Market	YTM @ Market			Credit Rating	Credit Rating	
LAIF LGIP	62,291,208.12	6/30/2013	1.97	62,291,208.12	100.00	62,291,208.12	26.75%	None	None	1	
LAIF5000	62,291,208.12	1.97	1.97	62,291,208.12	100.00	62,291,208.12	0.00	None	None	0	
Union Bank of California MM	377,168.42	6/30/2013	1.48	377,168.42	100.00	377,168.42	0.16%	None	None	1	
MM3920	377,168.42	1.48	1.48	377,168.42	100.00	377,168.42	0.00	None	None	0	
Sub Total Managed Pool Accounts	85,233,264.59	1.92	1.92	85,233,264.59	100.00	85,233,264.59	36.6%			1	
Medium Term Notes											
Australia & New Zealand Bank MTN Var. Corp 11/	10,118,500.00	4/12/2019	101.19	10,118,500.00	101.19	10,118,500.00	4.33%	S&P-AA-	S&P-AA-	662	
05252ACR0	10,092,384.33	2.78	2.78	10,092,384.33	2.78	53,406.04	26,115.67	Moody's-Aa3	Moody's-Aa3	0	
Bank of Nova Scotia Houston MTN Var. Corp 7/14/202	6,240,000.00	5/31/2019	100.16	6,264,772.80	100.16	6,249,921.60	2.68%	S&P-A+	S&P-A+	165	
064159JY3	6,250,996.71	2.23	2.23	6,250,996.71	2.23	6,564.44	-1,075.11	Moody's-Aa2	Moody's-Aa2	0	
Barclays BK MTN Var. Corp 2/28/2020	5,000,000.00	1/25/2019	100.06	5,043,500.00	100.06	5,002,750.00	2.15%	S&P-A	S&P-A	28	
06741TPH4	5,010,030.08	3.16	3.16	5,010,030.08	3.16	28,076.71	-7,280.08	Moody's-A2	Moody's-A2	0	
National Australia BK MTN Var. Corp 7/12/2021	5,096,160.00	8/9/2017	101.27	5,096,160.00	101.27	5,063,300.00	2.16%	Moody's-Aa3	Moody's-Aa3	528	
6325CODF5	5,096,705.88	2.85	2.85	5,096,705.88	2.85	7,536.49	26,594.12	S&P-AA-	S&P-AA-	0	
Royal Bank of Canada MTN Var. Corp 3/2/2020	10,000,000.00	4/12/2019	100.04	10,033,200.00	100.04	10,004,000.00	4.3%	S&P-AA-	S&P-AA-	31	
78012KC54	10,009,296.00	2.29	2.29	10,009,296.00	2.29	38,114.67	-5,296.00	Moody's-Aa2	Moody's-Aa2	0	
Union Bank of Switzerland MTN Var. Corp 6/8/2020	5,022,800.00	7/12/2019	100.15	5,022,800.00	100.15	5,007,500.00	2.15%	S&P-A+	S&P-A+	129	
902674XE5	5,012,567.47	2.36	2.36	5,012,567.47	2.36	17,684.10	-5,067.47	Moody's-Aa3	Moody's-Aa3	0	
Sub Total Medium Term Notes	41,240,000.00	2.58	2.58	41,581,252.80	2.58	41,445,971.60	17.77%			277	
Money Market											
Wells Fargo Cash	3,263,239.66	10/31/2016	100.00	3,263,239.66	100.00	3,263,239.66	1.4%	None	None	1	
CASH4454	3,263,239.66	0.00	0.00	3,263,239.66	0.00	0.00	0.00	None	None	0	
Sub Total Money Market	3,263,239.66	0.00	0.00	3,263,239.66	0.00	3,263,239.66	1.4%			1	
Sub Total	88,473,239.66	1.92	1.92	88,764,512.46	1.92	88,709,281.16	33.991.13			0	

San Benito County
 Portfolio Holdings
 Treasurer Monthly Asset Report
 Report Format: By Transaction
 Group By: Asset Class
 Average By: Face Amount / Shares
 Portfolio / Report Group: Report Group: San Benito County
 As of 1/31/2020

Description	CUSIP/Ticker	Transaction ID	Settlement Date	Face Amount/Shares	Cost Value	Market Value	Book Value	Amortized Discount	Amortized Premium	Current Rate	YTM @ Cost	% of Portfolio
Certificate of Deposit - Negotiable												
Banco Santander FR YCD Var. Negotiable CD 11/25/20	05966DWL2	337	11/25/2019	20,000,000.00 ✓	20,000,000.00 ✓	20,000,000.00 ✓	20,000,000.00	0.00	0.00	1.991	1.991	8.59
Bank of Montreal Chicago YCD Var. Negotiable CD 4/	06370RZJ1	336	7/2/2019	10,000,000.00 ✓	10,005,022.20 ✓	10,002,000.00 ✓	10,001,506.66	0.00	-3,515.54	1.841	1.841	4.30
Bank of Nova Scotia Var. Negotiable CD 9/21/2020	06417GZ84	333	9/24/2018	14,000,000.00 ✓	14,007,498.62 ✓	14,021,980.00 ✓	14,002,832.58	0.00	-4,666.04	2.208	2.208	6.02
Credit Agricole CIB NY YCD Var. Negotiable CD 7/30	22532XJR0	331	8/10/2018	13,000,000.00 ✓	13,006,291.31 ✓	13,008,853.00 ✓	13,001,590.30	0.00	-4,701.01	2.120	2.120	5.59
Sumitomo Mitsui YCDVar. Negotiable CD 5/14/2021	86565BZY0	338	12/12/2019	10,000,000.00 ✓	10,007,650.00 ✓	9,999,970.00 ✓	10,007,650.00	0.00	0.00	2.254	2.254	4.30
Sumitomo YCDVar. Negotiable CD 8/28/2020	86565BLX7	334	4/10/2019	10,000,000.00 ✓	10,028,000.00 ✓	10,022,500.00 ✓	10,015,051.38	0.00	-12,948.62	2.334	2.334	4.30
Swedbank NY YCD Var. Negotiable CD 5/7/2020	87019VHK6	335	5/30/2019	10,976,000.00 ✓	10,984,573.04 ✓	10,983,024.64 ✓	10,980,548.96	0.00	-4,024.08	2.124	2.124	4.72
Sub Total / Average Certificate of Deposit - Negotiable				87,976,000.00	88,039,035.17	88,038,327.64	88,009,179.88	0.00	-29,855.29	2.113	2.113	37.80
Commercial Paper - Discount												
Mountcliff Funding CP 0 3/2/2020	62455AC21	201	12/10/2019	15,000,000.00 ✓	14,933,945.85 ✓	14,981,400.00 ✓	14,933,945.85	0.00	0.00	1.918	1.918	6.45
Sub Total / Average Commercial Paper - Discount				15,000,000.00	14,933,945.85	14,981,400.00	14,933,945.85	0.00	0.00	1.918	1.918	6.45
Managed Pool Accounts												
CAMP LGIP	CAMP4500		4/7/2014	22,564,888.05 ✓	22,564,888.05 ✓	22,564,888.05 ✓	22,564,888.05	0.00	0.00	1.780	1.780	9.70
LAIF LGIP	LAIF5000	SYS90001	6/30/2013	62,291,208.12 ✓	62,291,208.12 ✓	62,291,208.12 ✓	62,291,208.12	0.00	0.00	1.967	1.967	26.77
Union Bank of California MIM	MM3920	SYS10001	6/30/2013	377,168.42 ✓	377,168.42 ✓	377,168.42 ✓	377,168.42	0.00	0.00	1.480	1.480	0.16

Description	CUSIP/Ticker	Transaction ID	Settlement Date	Face Amount/Shares	Cost Value	Market Value	Book Value	Amortized Discount	Amortized Premium	Current Rate	YTM @ Cost	% of Portfolio
Sub Total / Average Managed Pool Accounts				85,233,264.59	85,233,264.59	85,233,264.59	85,233,264.59	0.00	0.00		1.915	36.63
Medium Term Notes												
Australia & New Zealand Bank MTN Var. Corp 11/	05252ACR0	523	4/12/2019	✓ 10,000,000.00	✓ 10,120,820.00	✓ 10,118,500.00	10,092,384.33	0.00	-28,435.67	2.780	2.780	4.30
Bank of Nova Scotia Houston MTN Var. Corp 7/14/202	064159JY3	525	5/31/2019	✓ 6,240,000.00	✓ 6,264,772.80	✓ 6,249,921.60	6,250,996.71	0.00	-13,776.09	2.228	2.228	2.68
Barclays BK MTN Var. Corp 2/28/2020	06741TPH4	521	1/25/2019	✓ 5,000,000.00	✓ 5,043,500.00	✓ 5,002,750.00	5,010,030.08	0.00	-33,469.92	3.159	3.159	2.15
National Australia BK MTNVar. Corp 7/12/2021	6325CODF5	503	8/9/2017	✓ 5,000,000.00	✓ 5,096,160.00	✓ 5,063,300.00	5,036,705.88	0.00	-59,454.12	2.848	2.848	2.15
Royal Bank of Canada MTNVar. Corp 3/2/2020	78012KC54	524	4/12/2019	✓ 10,000,000.00	✓ 10,033,200.00	✓ 10,004,000.00	10,009,296.00	0.00	-23,904.00	2.287	2.287	4.30
Union Bank of Switzerland MTN Var. Corp 6/8/2020	902674XE5	526	7/12/2019	✓ 5,000,000.00	✓ 5,022,800.00	✓ 5,007,500.00	5,012,567.47	0.00	-10,232.53	2.358	2.358	2.15
Sub Total / Average Medium Term Notes				41,240,000.00	41,581,252.80	41,445,971.60	41,411,980.47	0.00	-169,272.33		2.580	17.72
Money Market												
Wells FargoCash	CASH4454		10/31/2016	3,263,239.66	3,263,239.66	3,263,239.66	3,263,239.66	0.00	0.00	0.000	0.000	1.40
Sub Total / Average Money Market				3,263,239.66	3,263,239.66	3,263,239.66	3,263,239.66	0.00	0.00		0.000	1.40
Total / Average				232,712,504.25	233,050,738.07	232,962,203.49	232,851,610.45	0.00	-199,127.62		2.081	100



San Benito County
Portfolio Holdings by Asset Class
Report Group: San Benito County

Date: 1/31/2020

Description CUSIP	Face Amount / Shares	Settlement Date YTM @ Cost	Cost Value		Market Price YTM @ Market	Market Value Accrued Interest	% Portfolio Unre. Gain/Loss	Credit Rating	Days To Call/Maturity Duration To Maturity
			Book Value	2020					
			233,050,738.07	232,851,610.45		232,962,203.49	100.00%		139
TOTAL PORTFOLIO	232,712,504.25	2.08	232,851,610.45	2.05	2.05	355,236.65	110,593.04		0.01

San Benito County
 Transactions Summary
 MONTHLY Transaction Activity - by Action
 Group By: Action
 Portfolio / Report Group: Report Group: San Benito County
 Begin Date: 12/31/2019, End Date: 01/31/2020

Description	CUSIP/Ticker	YTM @ Cost	Trade Date	Settlement Date	Maturity Date	Face Amount/Shares	Principal	Interest/Dividends	Total	Broker/Dealer	Custodian
Deposit											
CAMP LGIP	CAMP4500	0.000	1/31/2020	1/31/2020	N/A	12,681.09	12,681.09	0.00	12,681.09	None	None
CAMP LGIP	CAMP4500	0.000	1/29/2020	1/29/2020	N/A	3,000,000.00	3,000,000.00	0.00	3,000,000.00	None	None
CAMP LGIP	CAMP4500	0.000	1/27/2020	1/27/2020	N/A	3,000,000.00	3,000,000.00	0.00	3,000,000.00	None	None
CAMP LGIP	CAMP4500	0.000	1/24/2020	1/24/2020	N/A	20,000,000.00	20,000,000.00	0.00	20,000,000.00	None	None
CAMP LGIP	CAMP4500	0.000	1/6/2020	1/6/2020	N/A	1,000,000.00	1,000,000.00	0.00	1,000,000.00	None	None
LAIF LGIP	LAIF5000	0.000	1/14/2020	1/14/2020	N/A	291,248.43	291,248.43	0.00	291,248.43	None	None
LAIF LGIP	LAIF5000	0.000	1/2/2020	1/2/2020	N/A	10,000,000.00	10,000,000.00	0.00	10,000,000.00	None	None
Union Bank of California MM	MM3920	0.000	1/31/2020	1/31/2020	N/A	75,929.39	75,929.39	0.00	75,929.39	None	None
Union Bank of California MM	MM3920	0.000	1/28/2020	1/28/2020	N/A	16,981.11	16,981.11	0.00	16,981.11	None	None
Union Bank of California MM	MM3920	0.000	1/28/2020	1/28/2020	N/A	36,545.56	36,545.56	0.00	36,545.56	None	None
Union Bank of California MM	MM3920	0.000	1/15/2020	1/15/2020	N/A	35,566.60	35,566.60	0.00	35,566.60	None	None
Union Bank of California MM	MM3920	0.000	1/15/2020	1/15/2020	N/A	37,712.15	37,712.15	0.00	37,712.15	None	None
Union Bank of California MM	MM3920	0.000	1/15/2020	1/15/2020	N/A	19,964,433.40	19,964,433.40	0.00	19,964,433.40	None	None
Union Bank of California MM	MM3920	0.000	1/14/2020	1/14/2020	N/A	37,511.00	37,511.00	0.00	37,511.00	None	None
Union Bank of California MM	MM3920	0.000	1/2/2020	1/2/2020	N/A	831.73	831.73	0.00	831.73	None	None
Wells FargoCash	CASH4454	0.000	1/31/2020	1/31/2020	N/A	3,263,239.66	3,263,239.66	0.00	3,263,239.66	None	None
Sub Total / Average Deposit						60,772,680.12	60,772,680.12	0.00	60,772,680.12		

Interest											
Banco Santander FR YCD Var. Negotiable CD 11/25/20	05966DWL2	0.000	1/27/2020	1/27/2020	11/25/2020	0.00	0.00	36,545.56 ✓	36,545.56	None	None
Bank of Montreal Chicago YCD Var. Negotiable CD 4/7/14/202	06370RZJ1	0.000	1/27/2020	1/27/2020	4/27/2020	0.00	0.00	16,981.11 ✓	16,981.11	None	None
Bank of Nova Scotia Houston MTN Var. Corp 7/14/202	064159JY3	0.000	1/14/2020	1/14/2020	7/14/2020	0.00	0.00	37,712.15 ✓	37,712.15	None	None
CAMP LGIP	CAMP4500	0.000	1/31/2020	1/31/2020	N/A	0.00	0.00	12,681.09 ✓	12,681.09	None	None



Description	CUSIP/Ticker	YTM @ Cost	Trade Date	Settlement Date	Maturity Date	Face Amount/Shares	Principal	Interest/Dividends	Total	Broker/Dealer	Custodian
Credit Agricole CIB NY YCD Var. Negotiable CD 7/30	22532XJR0	0.000	1/30/2020	1/30/2020	7/30/2020	0.00	0.00	75,929.39	75,929.39	None	None
National Australia BK MTNVar. Corp 7/12/2021	6325CODF5	0.000	1/13/2020	1/13/2020	7/12/2021	0.00	0.00	37,511.00	37,511.00	None	None
Union Bank of California MM	MM3920	0.000	1/2/2020	1/2/2020	N/A	0.00	0.00	831.73	831.73	None	None
Sub Total / Average Interest						0.00	0.00	218,192.03	218,192.03		
Matured											
Toronto Dominion Bank CP 0 1/15/2020	89119AAF5	0.000	1/15/2020	1/15/2020	1/15/2020	20,000,000.00	20,000,000.00	0.00	20,000,000.00	Tradition Asiel Securities	Union Bank3920
Sub Total / Average Matured						20,000,000.00	20,000,000.00	0.00	20,000,000.00		
Withdraw											
CAMP LGIP	CAMP4500	0.000	1/31/2020	1/31/2020	N/A	500,000.00	500,000.00	0.00	500,000.00	None	None
CAMP LGIP	CAMP4500	0.000	1/31/2020	1/31/2020	N/A	4,000,000.00	4,000,000.00	0.00	4,000,000.00	None	None
CAMP LGIP	CAMP4500	0.000	1/17/2020	1/17/2020	N/A	1,500,000.00	1,500,000.00	0.00	1,500,000.00	None	None
CAMP LGIP	CAMP4500	0.000	1/10/2020	1/10/2020	N/A	900,000.00	900,000.00	0.00	900,000.00	None	None
CAMP LGIP	CAMP4500	0.000	1/9/2020	1/9/2020	N/A	500,000.00	500,000.00	0.00	500,000.00	None	None
CAMP LGIP	CAMP4500	0.000	1/7/2020	1/7/2020	N/A	1,000,000.00	1,000,000.00	0.00	1,000,000.00	None	None
CAMP LGIP	CAMP4500	0.000	1/3/2020	1/3/2020	N/A	1,600,000.00	1,600,000.00	0.00	1,600,000.00	None	None
CAMP LGIP	CAMP4500	0.000	1/2/2020	1/2/2020	N/A	10,000,000.00	10,000,000.00	0.00	10,000,000.00	None	None
LAIF LGIP	LAIF5000	0.000	1/15/2020	1/15/2020	N/A	3,000,000.00	3,000,000.00	0.00	3,000,000.00	None	None
LAIF LGIP	LAIF5000	0.000	1/14/2020	1/14/2020	N/A	10,000,000.00	10,000,000.00	0.00	10,000,000.00	None	None
Union Bank of California MM	MM3920	0.000	1/24/2020	1/24/2020	N/A	19,964,433.40	19,964,433.40	0.00	19,964,433.40	None	None
Union Bank of California MM	MM3920	0.000	1/7/2020	1/7/2020	N/A	2,112.00	2,112.00	0.00	2,112.00	None	None
Wells FargoCash	CASH4454	0.000	1/1/2020	1/1/2020	N/A	3,118,049.93	3,118,049.93	0.00	3,118,049.93	None	None
Sub Total / Average Withdraw						56,084,595.33	56,084,595.33	0.00	56,084,595.33		