

**MELINDA L. CASILLAS**  
TREASURER, TAX COLLECTOR  
& PUBLIC ADMINISTRATOR  
440 Fifth Street, Room 107  
Hollister, CA 95023



**OFFICE OF THE TAX COLLECTOR**  
(831) 636-4034 • Fax (831) 636-4383  
propertytaxes@cosb.us

**OFFICE OF THE TREASURER  
& PUBLIC ADMINISTRATOR**  
(831) 636-4043 • Fax (831) 636-4014  
treas-pa@cosb.us

## COUNTY OF SAN BENITO

---

June 30, 2020

San Benito County Board of Supervisors;

Attached is the June 2020 San Benito County Treasurer's Office Portfolio Analysis.

The report has detailed information regarding the activity of the various banking and investment operations for the month of June 2020.

Our investment activity remained very static. We did not make any investments, nor did we have any investments that matured. Rates continue to drop as COVID 19 affects our country.

We are still operating at our COVID 19 Shelter in Place hours.

We deposited \$17,733,081 from Treasury agencies, including \$4,047,000 from the Aromas San Juan School bond, and paid out \$38,857,140 from Treasury agencies. The difference was covered through our LAIF and CAMP accounts. We normally see a decrease in deposits and an increase in payments with the close of the fiscal year. However, between COVID 19 and the State holding the Schools June K-12 apportionment, we saw an impact in our cash flow from a comparison of June 2019 to June 2020. We continue to adjust our cash flow strategies.

There is not a market update in this report. Many economic updates will not happen until later in July 2020.

Should you have any further questions, please contact me by phone or email at [mcasillas@cosb.us](mailto:mcasillas@cosb.us).

Sincerely,

A handwritten signature in blue ink that reads "Melinda L. Casillas".

Cc: Joe Paul Gonzalez, San Benito County Clerk, Recorder, Elections, Auditor  
Krystal Lomanto, San Benito County Office of Education Superintendent



**SAN BENITO COUNTY  
TREASURER'S DEPARTMENT  
PORTFOLIO ANALYSIS  
AS OF JUNE 30, 2020**

| INVESTMENT TYPE          | # of Investments | Par Value             | Portfolio Investment % | Policy Investment % | In Compliance? ** |
|--------------------------|------------------|-----------------------|------------------------|---------------------|-------------------|
| Certificates of Deposits | 6                | \$ 77,000,000         | 37%                    | 30%                 | OVER              |
| Commercial Paper         | 4                | \$ 60,000,000         | 29%                    | 40%                 | YES               |
| Medium Term Notes        | 6                | \$ 61,240,000         | 29%                    | 30%                 | YES               |
| Money Market             | 1                | \$ -                  | 0%                     |                     |                   |
| CAMP                     | 1                | \$ 1,800,000          | 1%                     | 100%                | N/A               |
| Interest                 | 1                | \$ 144                | 0%                     |                     | N/A               |
| LAIF                     | 1                | \$ 8,318,000          | 4%                     | 100%                | N/A               |
| Interest                 | quarterly only   | \$ -                  | 0%                     |                     |                   |
| Wells Fargo              | 1                | \$ 1,874,753          | 1%                     | N/A                 |                   |
|                          |                  | <u>\$ 210,232,897</u> | <u>100%</u>            |                     |                   |

\*\* at the time of an investment purchase, %s are analyzed. The actual portfolio %s over time will vary.

| DAYS TO MATURITY ANALYSIS | # of Investments | Par Value             |
|---------------------------|------------------|-----------------------|
| July 1 - Sept 30, 2020    | 8                | \$ 103,240,000        |
| Oct 1 - December 31, 2020 | 1                | \$ 20,000,000         |
| 1st Quarter 2021          | 3                | \$ 40,000,000         |
| 2nd Quarter 2021          | 1                | \$ 10,000,000         |
| 3rd Quarter 2021          | 2                | \$ 15,000,000         |
| 4th Quarter 2021          | 1                | \$ 10,000,000         |
|                           | <u>16</u>        | <u>\$ 198,240,000</u> |

| INTEREST EARNED                           | AMOUNT           |
|---|------------------|
| Certificates of Deposits Union Bank       | \$ 60,507 77%    |
| Commercial Paper** Union Bank             | \$ 17,487        |
| Medium Term Notes Union Bank              | \$ -             |
| Money Market Union Bank                   | \$ 310           |
| CAMP CAMP                                 | \$ 144           |
| LAIF LAIF Quarterly                       | \$ -             |
| Wells Fargo Operating Account Wells Fargo | \$ -             |
|   | <u>\$ 78,449</u> |
| FEES:                                     |                  |
| Union Bank                                | \$ 2,418         |
| CAMP/LAIF                                 |                  |
| WF  | \$ 3,043         |
| JUNE 2020 WEIGHTED AVG INTEREST EARNED    | 1.5999%          |
| QUARTER WEIGHTED AVG INTEREST EARNED      | 1.9782%          |
| FYTD 19/20 WEIGHTED AVG INTEREST EARNED   | 2.2348%          |

| MATURITIES | INVESTMENT CATEGORY | DATE | Par Value | TIME HELD |
|------------|---------------------|------|-----------|-----------|
|------------|---------------------|------|-----------|-----------|

| NEW INVESTMENTS | INVESTMENT CATEGORY | Par Value | MATURITY DATE |
|-----------------|---------------------|-----------|---------------|
|-----------------|---------------------|-----------|---------------|

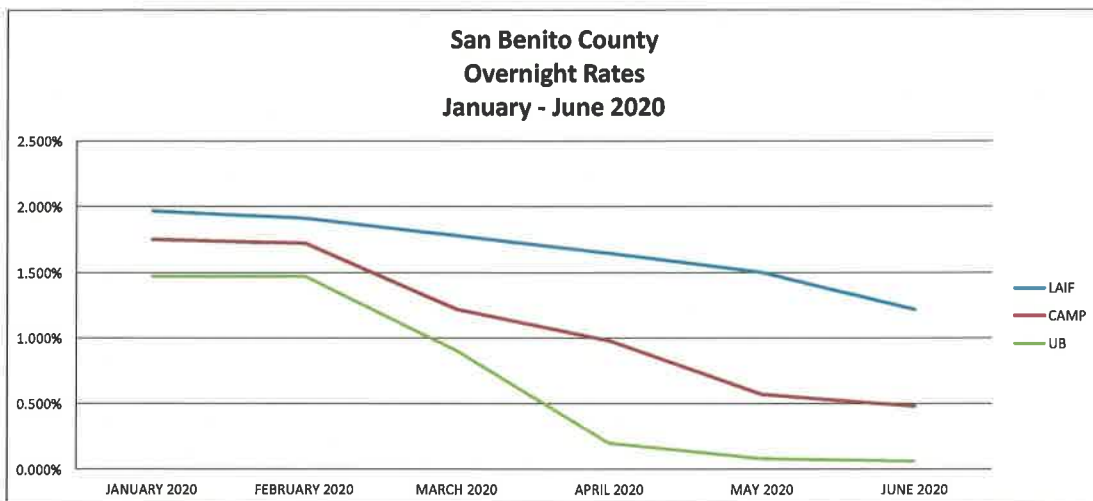
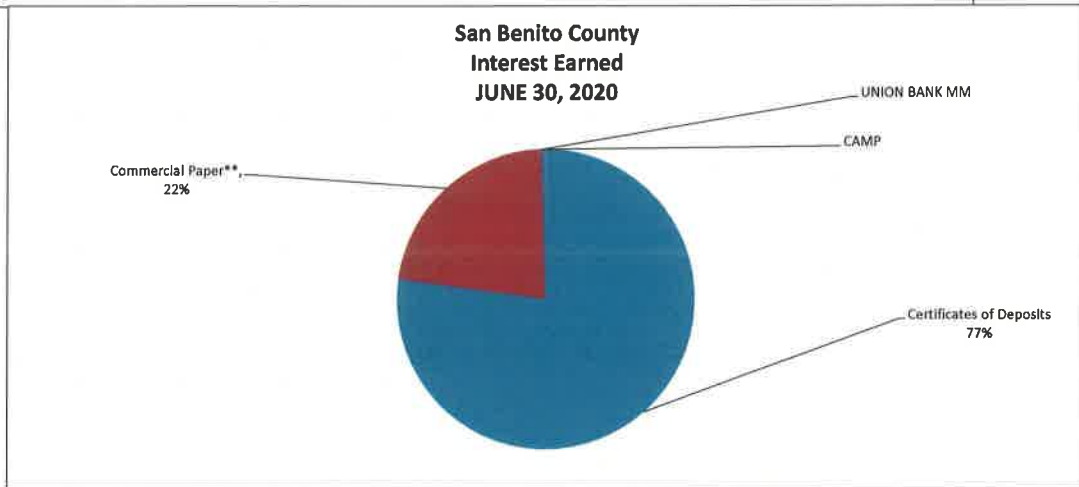
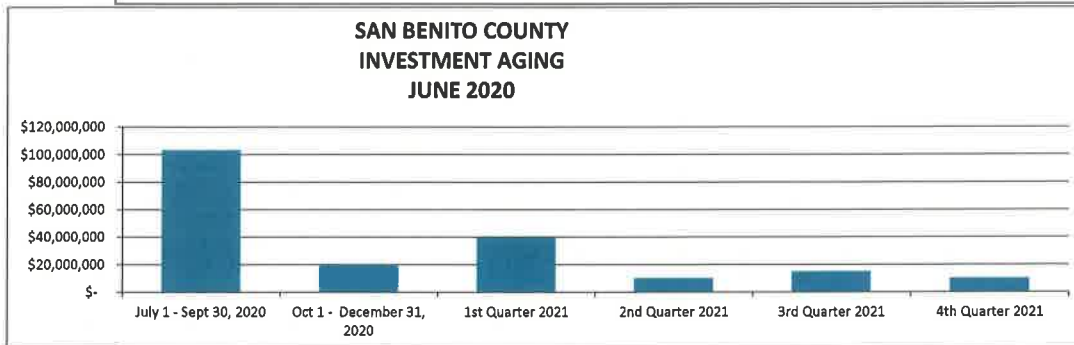
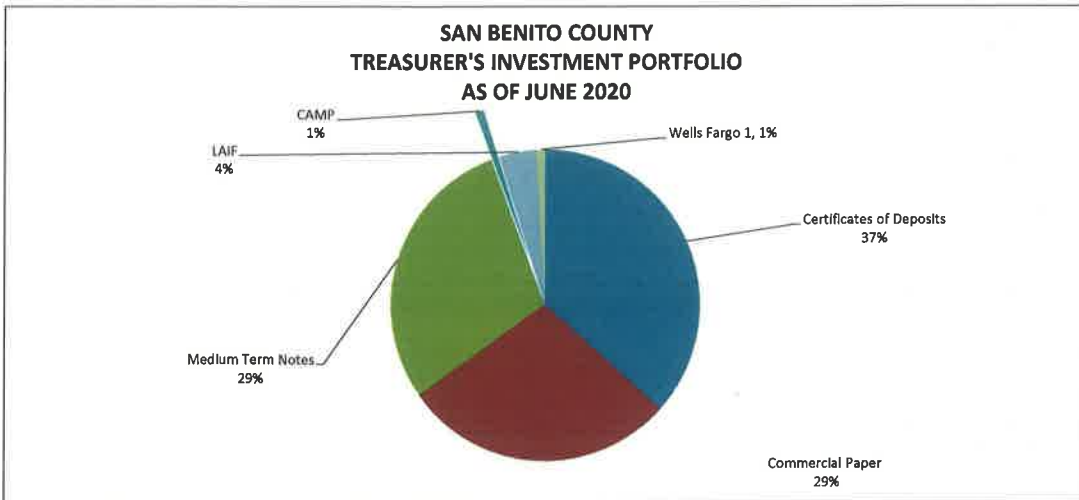
**MARKET NEWS**

A market news report is not included this month. Most market updates for the 2nd quarter are expected to be available in late July 2020.

  
Melinda L Casillas, Treasurer/Tax Collector/Public Administrator

7/22/2020  
Date









**SAN BENITO COUNTY  
PORTFOLIO MANAGEMENT SUMMARY  
June 30, 2020**



STATEMENT OF COMPLIANCE AND AVAILABILITY: I hereby declare, that to the best of my knowledge, all investments held within the County Investment Pool meet the requisites of the government codes and the terms of the County Investment Policy and are valued currently within this report. Market valuations are provided by the County's Custody / Safekeeping Bank, Union Bank. Furthermore, the Investment Portfolio is structured in such a way that sufficient cash shall be available to meet the normal, projected cash needs of the County and the Investment Pool participants during the next six months.

| Asset Class                         | Face Amount/Shares    | Market Value          | Book Value            | % of Portfolio | YTM @ Cost  | Days To Maturity |
|-------------------------------------|-----------------------|-----------------------|-----------------------|----------------|-------------|------------------|
| Certificate of Deposit - Negotiable | 77,000,000.00         | 76,998,800.00         | 77,021,581.07         | 36.67          | 0.71        | 160              |
| Commercial Paper - Discount         | 60,000,000.00         | 59,981,000.00         | 59,802,960.35         | 28.47          | 1.26        | 105              |
| Managed Pool Accounts               | 10,118,143.81         | 10,118,143.81         | 10,118,143.81         | 4.82           | 1.09        | 1                |
| Medium Term Notes                   | 61,240,000.00         | 61,512,062.00         | 61,203,431.85         | 29.14          | 1.95        | 225              |
| Money Market                        | 1,874,753.21          | 1,874,753.21          | 1,874,753.21          | 0.89           | 0.00        | 1                |
| <b>Total / Average</b>              | <b>210,232,897.02</b> | <b>210,484,759.02</b> | <b>210,020,870.29</b> | <b>100.00</b>  | <b>1.24</b> | <b>154</b>       |

*Melinda Casillas*  
Melinda Casillas, Treasurer-Tax Collector  
Date 7/22/2020





# San Benito County

## Portfolio Holdings by Asset Class

### Report Group: San Benito County

Date: 6/30/2020

| Description  | Face Amount/<br>Shares | Settlement Date<br>YTM @ Cost | Cost Value<br>Book Value | Market Price<br>YTM @ Market | Market Value<br>Accrued Interest | % Portfolio<br>Unre. Gain/Loss | Credit Rating | Days To Call/Maturity<br>Duration To Maturity |
|--|------------------------|-------------------------------|--------------------------|------------------------------|----------------------------------|--------------------------------|---------------|---|
| <b>Certificate of Deposit - Negotiable</b>               |                        |                               |                          |                              |                                  |                                |               |   |
| Banco Santander FR YCD Var. Negotiable<br>CD 11/25/20    | 20,000,000.00          | 11/25/2019                    | 20,000,000.00            | 100.00                       | 20,000,000.00                    | 9.52%                          | S&P-A         | 148   |
| 05966DWL2  | 20,000,000.00          | 0.52                          | 20,000,000.00            | 0.52                         | 1,429.17                         | 0.00                           | Moody's-A2    | 0   |
| Bank of Nova Scotia Var. Negotiable CD<br>9/24/2020      | 14,000,000.00          | 9/24/2018                     | 14,007,498.62            | 100.07                       | 14,010,360.00                    | 6.67%                          | S&P-A+        | 83  |
| 06417GZ94  | 14,000,000.00          | 0.59                          | 14,000,947.63            | 0.59                         | 2,397.96                         | 9,412.37                       | Moody's-A2    | 0   |
| Credit Agricole CIB NY YCD Var. Negotiable<br>CD 7/30    | 13,000,000.00          | 8/10/2018                     | 13,006,291.31            | 99.99                        | 12,998,440.00                    | 6.19%                          | S&P-A         | 30  |
| 22532XJFR0   | 13,000,000.00          | 1.11                          | 13,000,795.15            | 1.11                         | 24,453.70                        | -2,355.15                      | Moody's-A1    | 0   |
| Credit Agricole YCD Var. Negotiable CD<br>8/9/2021       | 10,000,000.00          | 3/2/2020                      | 10,011,000.00            | 100.01                       | 10,001,100.00                    | 4.77%                          | S&P-A1        | 405   |
| 22532XPA0  | 10,000,000.00          | 0.65                          | 10,009,533.33            | 0.65                         | 8,953.19                         | -8,433.33                      | Moody's-P1    | 0   |
| Sumitomo Mitsui YCD Var. Negotiable CD<br>5/14/2021      | 10,000,000.00          | 12/12/2019                    | 10,007,650.00            | 99.82                        | 9,981,500.00                     | 4.76%                          | S&P-A1        | 318   |
| 86565BZY0  | 10,000,000.00          | 0.77                          | 10,005,380.06            | 0.77                         | 10,039.72                        | -23,880.06                     | Moody's-A     | 0   |
| Sumitomo YCD Var. Negotiable CD<br>8/28/2020             | 10,000,000.00          | 4/10/2019                     | 10,028,000.00            | 100.07                       | 10,007,400.00                    | 4.76%                          | S&P-A1        | 59  |
| 86565BLX7  | 10,000,000.00          | 0.78                          | 10,004,924.90            | 0.78                         | 6,520.83                         | 2,475.10                       | Moody's-P1    | 0   |
| <b>Sub Total Certificate of Deposit -<br/>Negotiable</b> | <b>77,000,000.00</b>   | <b>0.71</b>                   | <b>77,060,439.93</b>     | <b>0.71</b>                  | <b>76,998,800.00</b>             | <b>36.67%</b>                  |               | <b>160</b>                                    |
| <b>77,021,581.07</b>                                     |                        |                               |                          |                              | <b>53,794.57</b>                 | <b>-22,781.07</b>              |               | <b>0</b>                                      |
| <b>Commercial Paper - Discount</b>                       |                        |                               |                          |                              |                                  |                                |               |   |
| Canadian Imperial Bank of Commerce Var.<br>Corp 9/16/    | 15,000,000.00          | 3/16/2020                     | 15,005,309.85            | 99.94                        | 14,990,700.00                    | 7.14%                          | S&P-A1        | 78  |
| 13608CKJ0  | 15,000,000.00          | 1.15                          | 15,002,654.92            | 1.15                         | 6,708.33                         | -11,954.92                     | Moody's-A2    | 0   |
| Macquarie Bank Limited Var. Corp 2/24/2021               | 15,000,000.00          | 3/12/2020                     | 14,977,128.86            | 100.00                       | 15,000,000.00                    | 7.13%                          | S&P-A1        | 239   |
| 55607NHK9  | 15,000,000.00          | 0.34                          | 14,983,944.33            | 0.34                         | 836.88                           | 16,055.67                      | Moody's-P1    | 0   |
| WalPP 0 8/11/2020  | 20,000,000.00          | 4/15/2020                     | 19,882,000.00            | 99.98                        | 19,996,000.00                    | 9.47%                          | S&P-A1        | 42  |
| 2546R2HB5  | 20,000,000.00          | 1.81                          | 19,882,000.00            | 0.17                         | 0.00                             | 114,000.00                     | Moody's-P1    | 0.11  |
| WalPP 0 9/10/2020  | 10,000,000.00          | 4/24/2020                     | 9,934,361.10             | 99.94                        | 9,994,300.00                     | 4.73%                          | S&P-A1        | 72  |
| 2546R2JAS  | 10,000,000.00          | 1.71                          | 9,934,361.10             | 0.29                         | 0.00                             | 59,938.90                      | Moody's-P1    | 0.2   |





# San Benito County

## Portfolio Holdings by Asset Class

### Report Group: San Benito County

Date: 6/30/2020

| Description  | Face Amount / Shares | Settlement Date | Cost Value    | Market Price | Market Value     | % Portfolio     | Credit Rating | Days To Call/Maturity |
|--|----------------------|-----------------|---------------|--------------|------------------|-----------------|---------------|-----------------------|
| CUSIP  |                      | YTM @ Cost      | Book Value    | YTM @ Market | Accrued Interest | Unre. Gain/Loss | Credit Rating | Duration To Maturity  |
| <b>Managed Pool Accounts</b>                       |                      |                 |               |              |                  |                 |               |                       |
| Sub Total Commercial Paper - Discount              | 60,000,000.00        | 1.26            | 59,798,799.81 | 0.48         | 59,981,000.00    | 28.47%          |               | 105                   |
| CAMP LGIP  |                      |                 |               |              |                  |                 |               | 0.07                  |
| CAMP4500   | 1,800,143.81         | 0.51            | 1,800,143.81  | 0.51         | 1,800,143.81     | 0.86%           | None          | 1                     |
| LAI F LGIP   |                      |                 |               |              |                  |                 |               | 0                     |
| LAI F5000  | 8,318,000.00         | 1.22            | 8,318,000.00  | 1.22         | 8,318,000.00     | 0.00            | None          | 1                     |
| Sub Total Managed Pool Accounts                    | 10,118,143.81        | 1.09            | 10,118,143.81 | 1.09         | 10,118,143.81    | 4.82%           |               | 1                     |
| <b>Medium Term Notes</b>                           |                      |                 |               |              |                  |                 |               |                       |
| Australia & New Zealand Bank MTN Var. Corp 11/     |                      |                 |               |              |                  |                 |               | 511                   |
| 05252ACR0  | 10,000,000.00        | 1.23            | 10,069,383.03 | 1.23         | 10,096,100.00    | 4.79%           | S&P-AA-       | 0                     |
| Bank of Nova Scotia Houston MTN Var. Corp 7/14/202 |                      |                 |               |              |                  |                 |               | 14                    |
| 064159JY3  | 6,240,000.00         | 1.70            | 6,264,772.80  | 1.70         | 6,240,312.00     | 2.97%           | S&P-A+        | 0                     |
| Citibank NA Var. Corp 2/12/2021                    |                      |                 |               |              |                  |                 |               | 227                   |
| 17325FAM0  | 10,000,000.00        | 0.79            | 9,925,000.00  | 1.00.13      | 10,013,300.00    | -5.186.35       | Moody's-Aa2   | 0                     |
| National Australia BK MTN Var. Corp 7/12/2021      |                      |                 |               |              |                  |                 |               | 377                   |
| 6325C0DF5  | 5,000,000.00         | 2.31            | 5,096,160.00  | 1.70         | 22,707.75        | 4.73%           | Moody's-Aa3   | 0                     |
| Royal Bank of Canada Var. Corp 1/25/2021           |                      |                 |               |              |                  |                 |               | 209                   |
| 78013XX29  | 15,000,000.00        | 2.19            | 14,833,250.74 | 100.24       | 15,035,700.00    | 11,900.59       | S&P-AA-       | 0                     |
| UBS Group AG Var. Corp 9/24/2020                   |                      |                 |               |              |                  |                 |               | 86                    |
| 90351DAAS  | 15,000,000.00        | 2.95            | 15,090,000.00 | 2.19         | 60,338.58        | 7.06%           | Moody's-A3    | 0                     |
| Sub Total Medium Term Notes                        | 61,240,000.00        | 1.95            | 61,307,568.19 | 1.95         | 61,512,062.00    | 29.14%          |               | 225                   |
| <b>Money Market</b>                                |                      |                 |               |              |                  |                 |               |                       |
|  |                      |                 | 61,203,431.85 |              | 253,775.11       | 308,630.15      |               | 0                     |





# San Benito County

## Portfolio Holdings by Asset Class

### Report Group: San Benito County

Date: 6/30/2020

| Description<br>CUSIP          | Face Amount /<br>Shares | Settlement Date<br>YTM @ Cost | Cost Value<br>Book Value     | Market Price<br>YTM @ Market | Market Value<br>Accrued Interest | % Portfolio<br>Gain/Loss | Credit Rating | Days To Call/Maturity<br>Duration To Maturity |
|-------------------------------|-------------------------|-------------------------------|------------------------------|------------------------------|----------------------------------|--------------------------|---------------|---|
| Wells Fargo Cash<br>CASH4454  | 1,874,753.21            | 10/31/2016<br>0.00            | 1,874,753.21<br>1,874,753.21 | 100.00<br>0.00               | 1,874,753.21<br>1,874,753.21     | 0.89%<br>0.00            | None<br>None  | 1<br>0  |
| <b>Sub Total Money Market</b> | <b>1,874,753.21</b>     | <b>0.00</b>                   | <b>1,874,753.21</b>          | <b>0.00</b>                  | <b>1,874,753.21</b>              | <b>0.89%</b>             |               | <b>1</b>                                      |
|                               |                         |                               | <b>210,159,704.95</b>        |                              | <b>210,484,759.02</b>            | <b>100.00%</b>           |               | <b>154</b>                                    |
| <b>TOTAL PORTFOLIO</b>        | <b>210,232,897.02</b>   | <b>1.24</b>                   | <b>210,020,870.29</b>        | <b>1.02</b>                  | <b>315,114.89</b>                | <b>463,888.73</b>        |               | <b>0.02</b>                                   |



San Benito County  
 Transactions Summary  
 MONTHLY Transaction Activity - by Action  
 Group By: Action  
 Portfolio / Report Group: Report Group: San Benito County  
 Begin Date: 05/31/2020, End Date: 06/30/2020

| Description                        | CUSIP/Ticker | YTM @ Cost | Trade Date | Settlement Date | Maturity Date | Face Amount/Shares  | Principal           | Interest/Dividends | Total               | Broker/Dealer | Custodian |
|------------------------------------|--------------|------------|------------|-----------------|---------------|---------------------|---------------------|--------------------|---------------------|---------------|-----------|
| Deposit                            |              |            |            |                 |               |                     |                     |                    |                     |               |           |
| CAMP LGIP                          | CAMP4500     | 0.000      | 6/30/2020  | 6/30/2020       | N/A           | 143.81              | 143.81              | 0.00               | 143.81              | None          | None      |
| CAMP LGIP                          | CAMP4500     | 0.000      | 6/26/2020  | 6/26/2020       | N/A           | 2,300,000.00        | 2,300,000.00        | 0.00               | 2,300,000.00        | None          | None      |
| LAIF LGIP                          | LAIF5000     | 0.000      | 6/25/2020  | 6/25/2020       | N/A           | 2,000,000.00        | 2,000,000.00        | 0.00               | 2,000,000.00        | None          | None      |
| LAIF LGIP                          | LAIF5000     | 0.000      | 6/15/2020  | 6/15/2020       | N/A           | 1,000,000.00        | 1,000,000.00        | 0.00               | 1,000,000.00        | None          | None      |
| Union Bank of California MM        | MM3920       | 0.000      | 6/26/2020  | 6/26/2020       | N/A           | 8,304.18            | 8,304.18            | 0.00               | 8,304.18            | None          | None      |
| Union Bank of California MM        | MM3920       | 0.000      | 6/25/2020  | 6/25/2020       | N/A           | 3,845.52            | 3,845.52            | 0.00               | 3,845.52            | None          | None      |
| Union Bank of California MM        | MM3920       | 0.000      | 6/23/2020  | 6/23/2020       | N/A           | 52,203.21           | 52,203.21           | 0.00               | 52,203.21           | None          | None      |
| Union Bank of California MM        | MM3920       | 0.000      | 6/17/2020  | 6/17/2020       | N/A           | 13,641.65           | 13,641.65           | 0.00               | 13,641.65           | None          | None      |
| Union Bank of California MM        | MM3920       | 0.000      | 6/1/2020   | 6/1/2020        | N/A           | 310.16              | 310.16              | 0.00               | 310.16              | None          | None      |
| Union Bank of California MM        | MM3920       | 0.000      | 6/1/2020   | 6/1/2020        | N/A           | 51,396.04           | 51,396.04           | 0.00               | 51,396.04           | None          | None      |
| Wells FargoCash                    | CASH4454     | 0.000      | 6/30/2020  | 6/30/2020       | N/A           | 1,874,753.21        | 1,874,753.21        | 0.00               | 1,874,753.21        | None          | None      |
| <b>Sub Total / Average Deposit</b> |              |            |            |                 |               | <b>7,304,597.78</b> | <b>7,304,597.78</b> | <b>0.00</b>        | <b>7,304,597.78</b> |               |           |

| Interest   |            |       |           |           |            |             |             |                  |                  |      |      |
|--|------------|-------|-----------|-----------|------------|-------------|-------------|------------------|------------------|------|------|
| Banco Santander FR YCD Var. Negotiable CD 11/25/20 | 05966DWL2  | 0.000 | 6/25/2020 | 6/25/2020 | 11/25/2020 | 0.00        | 0.00        | 8,304.18         | 8,304.18         | None | None |
| Bank of Nova Scotia Var. Negotiable CD 9/21/2020   | 06417GZ84  | 0.000 | 6/22/2020 | 6/22/2020 | 9/21/2020  | 0.00        | 0.00        | 52,203.21        | 52,203.21        | None | None |
| CAMP LGIP  | CAMP4500   | 0.000 | 6/30/2020 | 6/30/2020 | N/A        | 0.00        | 0.00        | 143.81           | 143.81           | None | None |
| Canadian Imperial Bank of Commerce Var. Corp 9/16/ | 13608CKJ0  | 0.000 | 6/16/2020 | 6/16/2020 | 9/16/2020  | 0.00        | 0.00        | 13,641.65        | 13,641.65        | None | None |
| Macquarie Bank Limited Var. Corp 2/24/2021         | 55607NHHK9 | 0.000 | 6/24/2020 | 6/24/2020 | 2/24/2021  | 0.00        | 0.00        | 3,845.52         | 3,845.52         | None | None |
| Union Bank of California MM                        | MM3920     | 0.000 | 6/1/2020  | 6/1/2020  | N/A        | 0.00        | 0.00        | 310.16           | 310.16           | None | None |
| <b>Sub Total / Average Interest</b>                |            |       |           |           |            | <b>0.00</b> | <b>0.00</b> | <b>78,448.53</b> | <b>78,448.53</b> |      |      |

| Withdraw  |          |       |           |           |     |              |              |      |              |      |      |
|-----------|----------|-------|-----------|-----------|-----|--------------|--------------|------|--------------|------|------|
| CAMP LGIP | CAMP4500 | 0.000 | 6/30/2020 | 6/30/2020 | N/A | 13,678.31    | 13,678.31    | 0.00 | 13,678.31    | None | None |
| CAMP LGIP | CAMP4500 | 0.000 | 6/29/2020 | 6/29/2020 | N/A | 500,000.00   | 500,000.00   | 0.00 | 500,000.00   | None | None |
| LAIF LGIP | LAIF5000 | 0.000 | 6/30/2020 | 6/30/2020 | N/A | 3,800,000.00 | 3,800,000.00 | 0.00 | 3,800,000.00 | None | None |
| LAIF LGIP | LAIF5000 | 0.000 | 6/22/2020 | 6/22/2020 | N/A | 500,000.00   | 500,000.00   | 0.00 | 500,000.00   | None | None |
| LAIF LGIP | LAIF5000 | 0.000 | 6/19/2020 | 6/19/2020 | N/A | 1,500,000.00 | 1,500,000.00 | 0.00 | 1,500,000.00 | None | None |
| LAIF LGIP | LAIF5000 | 0.000 | 6/18/2020 | 6/18/2020 | N/A | 1,000,000.00 | 1,000,000.00 | 0.00 | 1,000,000.00 | None | None |
| LAIF LGIP | LAIF5000 | 0.000 | 6/17/2020 | 6/17/2020 | N/A | 500,000.00   | 500,000.00   | 0.00 | 500,000.00   | None | None |



| Description                         | CUSIP/Ticker | YTM @ Cost | Trade Date | Settlement Date | Maturity Date | Face Amount/Shares   | Principal            | Interest/Dividends | Total                | Broker/Dealer | Custodian |
|-------------------------------------|--------------|------------|------------|-----------------|---------------|----------------------|----------------------|--------------------|----------------------|---------------|-----------|
| LAIF LGIP                           | LAIF5000     | 0.000      | 6/9/2020   | 6/9/2020        | N/A           | 3,000,000.00         | 3,000,000.00         | 0.00               | 3,000,000.00         | None          | None      |
| LAIF LGIP                           | LAIF5000     | 0.000      | 6/8/2020   | 6/8/2020        | N/A           | 2,500,000.00         | 2,500,000.00         | 0.00               | 2,500,000.00         | None          | None      |
| LAIF LGIP                           | LAIF5000     | 0.000      | 6/5/2020   | 6/5/2020        | N/A           | 6,500,000.00         | 6,500,000.00         | 0.00               | 6,500,000.00         | None          | None      |
| LAIF LGIP                           | LAIF5000     | 0.000      | 6/4/2020   | 6/4/2020        | N/A           | 5,000,000.00         | 5,000,000.00         | 0.00               | 5,000,000.00         | None          | None      |
| LAIF LGIP                           | LAIF5000     | 0.000      | 6/1/2020   | 6/1/2020        | N/A           | 650,000.00           | 650,000.00           | 0.00               | 650,000.00           | None          | None      |
| Union Bank of California MM         | MM3920       | 0.000      | 6/30/2020  | 6/30/2020       | N/A           | 127,282.76           | 127,282.76           | 0.00               | 127,282.76           | None          | None      |
| Union Bank of California MM         | MM3920       | 0.000      | 6/25/2020  | 6/25/2020       | N/A           | 2,418.00             | 2,418.00             | 0.00               | 2,418.00             | None          | None      |
| Wells FargoCash                     | CASH4454     | 0.000      | 6/1/2020   | 6/1/2020        | N/A           | 4,165,103.81         | 4,165,103.81         | 0.00               | 4,165,103.81         | None          | None      |
| <b>Sub Total / Average Withdraw</b> |              |            |            |                 |               | <b>29,758,482.88</b> | <b>29,758,482.88</b> | <b>0.00</b>        | <b>29,758,482.88</b> |               |           |



San Benito County  
 Portfolio Holdings  
 Treasurer Monthly Asset Report  
 Report Format: By Transaction  
 Group By: Asset Class  
 Average By: Face Amount / Shares  
 Portfolio / Report Group: Report Group: San Benito County  
 As of 6/30/2020

| Description  | CUSIP/Ticker | Settlement Date | Maturity Date | Face Amount/Shares   | Cost Value           | Market Value         | Book Value           | Amortized Discount | Amortized Premium | Current Rate | YTM @ Cost   | % of Portfolio |
|--|--------------|-----------------|---------------|----------------------|----------------------|----------------------|----------------------|--------------------|-------------------|--------------|--------------|----------------|
| <b>Certificate of Deposit - Negotiable</b>                     |              |                 |               |                      |                      |                      |                      |                    |                   |              |              |                |
| Banco Santander FR YCD Var. Negotiable CD 11/25/20             | 05966DWL2    | 11/25/2019      | 11/25/2020    | 20,000,000.00        | 20,000,000.00        | 20,000,000.00        | 20,000,000.00        | 0.00               | 0.00              | 0.515        | 0.515        | 9.51           |
| Bank of Nova Scotia Var. Negotiable CD 9/21/2020               | 06417GZ84    | 9/24/2018       | 9/21/2020     | 14,000,000.00        | 14,007,498.62        | 14,010,360.00        | 14,000,947.63        | 0.00               | -6,550.99         | 0.586        | 0.586        | 6.66           |
| Credit Agricole CIB NY YCD Var. Negotiable CD 7/30             | 22532XJRO    | 8/10/2018       | 7/30/2020     | 13,000,000.00        | 13,006,291.31        | 12,998,440.00        | 13,000,795.15        | 0.00               | -5,496.16         | 1.110        | 1.110        | 6.18           |
| Credit Agricole YCD Var. Negotiable CD 8/9/2021                | 22532XPA0    | 3/2/2020        | 8/9/2021      | 10,000,000.00        | 10,011,000.00        | 10,001,100.00        | 10,009,533.33        | 0.00               | -1,466.67         | 0.645        | 0.645        | 4.76           |
| Sumitomo Mitsui YCDVar. Negotiable CD 5/14/2021                | 86565BZY0    | 12/12/2019      | 5/14/2021     | 10,000,000.00        | 10,007,650.00        | 9,981,500.00         | 10,005,380.06        | 0.00               | -2,269.94         | 0.769        | 0.769        | 4.76           |
| Sumitomo YCDVar. Negotiable CD 8/28/2020                       | 86565BLX7    | 4/10/2019       | 8/28/2020     | 10,000,000.00        | 10,028,000.00        | 10,007,400.00        | 10,004,924.90        | 0.00               | -23,075.10        | 0.783        | 0.783        | 4.76           |
| <b>Sub Total / Average Certificate of Deposit - Negotiable</b> |              |                 |               | <b>77,000,000.00</b> | <b>77,060,439.93</b> | <b>76,998,800.00</b> | <b>77,021,581.07</b> | <b>0.00</b>        | <b>-38,858.86</b> |              | <b>0.713</b> | <b>36.63</b>   |
| <b>Commercial Paper - Discount</b>                             |              |                 |               |                      |                      |                      |                      |                    |                   |              |              |                |
| Canadian Imperial Bank of Commerce Var. Corp 9/16/             | 13608CKJ0    | 3/16/2020       | 9/16/2020     | 15,000,000.00        | 15,005,309.85        | 14,990,700.00        | 15,002,654.92        | 0.00               | -2,654.93         | 1.150        | 1.150        | 7.13           |
| Macquarie Bank Limited Var. Corp 2/24/2021                     | 55607NHK9    | 3/12/2020       | 2/24/2021     | 15,000,000.00        | 14,977,128.86        | 15,000,000.00        | 14,983,944.33        | 6,815.47           | 0.00              | 0.335        | 0.335        | 7.13           |
| WallPP0 8/11/2020  | 2546R2HB5    | 4/15/2020       | 8/11/2020     | 20,000,000.00        | 19,882,000.00        | 19,996,000.00        | 19,882,000.00        | 0.00               | 0.00              | 1.811        | 1.811        | 9.51           |
| WallPP0 9/10/2020  | 2546R2JAS    | 4/24/2020       | 9/10/2020     | 10,000,000.00        | 9,934,361.10         | 9,994,300.00         | 9,934,361.10         | 0.00               | 0.00              | 1.711        | 1.711        | 4.76           |
| <b>Sub Total / Average Commercial Paper - Discount</b>         |              |                 |               | <b>60,000,000.00</b> | <b>59,798,799.81</b> | <b>59,981,000.00</b> | <b>59,802,960.35</b> | <b>6,815.47</b>    | <b>-2,654.93</b>  |              | <b>1.260</b> | <b>28.54</b>   |
| <b>Managed Pool Accounts</b>                                   |              |                 |               |                      |                      |                      |                      |                    |                   |              |              |                |
| CAMP LGIP  | CAMP4500     | 4/7/2014        | N/A           | 1,800,143.81         | 1,800,143.81         | 1,800,143.81         | 1,800,143.81         | 0.00               | 0.00              | 0.510        | 0.510        | 0.86           |
| LAIF LGIP  | LAIF5000     | 6/30/2013       | N/A           | 8,318,000.00         | 8,318,000.00         | 8,318,000.00         | 8,318,000.00         | 0.00               | 0.00              | 1.217        | 1.217        | 3.96           |



| Description  | CUSIP/Ticker | Settlement Date | Maturity Date | Face Amount/Shares | Cost Value     | Market Value   | Book Value     | Amortized Discount | Amortized Premium | Current Rate | YTM @ Cost | % of Portfolio |
|--|--------------|-----------------|---------------|--------------------|----------------|----------------|----------------|--------------------|-------------------|--------------|------------|----------------|
| <b>Sub Total / Average Managed Pool Accounts</b>   |              |                 |               | 10,118,143.81      | 10,118,143.81  | 10,118,143.81  | 10,118,143.81  | 0.00               | 0.00              |              | 1.091      | 4.81           |
| <b>Medium Term Notes</b>                           |              |                 |               |                    |                |                |                |                    |                   |              |            |                |
| Australia & New Zealand Bank MTN Var. Corp 11/     | 05252ACR0    | 4/12/2019       | 11/23/2021    | 10,000,000.00      | 10,120,820.00  | 10,096,100.00  | 10,069,383.03  | 0.00               | -51,436.97        | 1.230        | 1.230      | 4.76           |
| Bank of Nova Scotia Houston MTN Var. Corp 7/14/202 | 064159JY3    | 5/31/2019       | 7/14/2020     | 6,240,000.00       | 6,264,772.80   | 6,240,312.00   | 6,245,498.35   | 0.00               | -19,274.45        | 1.701        | 1.701      | 2.97           |
| Citibank NAVar. Corp 2/12/2021                     | 17325FAM0    | 4/1/2020        | 2/12/2021     | 10,000,000.00      | 9,925,000.00   | 10,013,300.00  | 9,934,700.32   | 9,700.32           | 0.00              | 0.785        | 0.785      | 4.76           |
| National Australia BK MTNVar. Corp 7/12/2021       | 6325CODF5    | 8/9/2017        | 7/12/2021     | 5,000,000.00       | 5,096,160.00   | 5,042,500.00   | 5,030,599.41   | 0.00               | -65,560.59        | 2.311        | 2.311      | 2.38           |
| Royal Bank of Canada Var. Corp 1/25/2021           | 78013XX29    | 3/19/2020       | 1/25/2021     | 15,000,000.00      | 14,810,915.39  | 15,035,700.00  | 14,833,250.74  | 22,435.35          | 0.00              | 2.194        | 2.194      | 7.13           |
| UBS Group AGVar. Corp 9/24/2020                    | 90351DAA5    | 5/1/2020        | 9/24/2020     | 15,000,000.00      | 15,090,000.00  | 15,084,150.00  | 15,090,000.00  | 0.00               | 0.00              | 2.950        | 2.950      | 7.13           |
| <b>Sub Total / Average Medium Term Notes</b>       |              |                 |               | 61,240,000.00      | 61,307,568.19  | 61,512,062.00  | 61,203,431.85  | 32,135.67          | -136,272.01       |              | 1.951      | 29.13          |
| <b>Money Market</b>                                |              |                 |               |                    |                |                |                |                    |                   |              |            |                |
| Wells FargoCash                                    | CASH4454     | 10/31/2016      | N/A           | 1,874,753.21       | 1,874,753.21   | 1,874,753.21   | 1,874,753.21   | 0.00               | 0.00              | 0.000        | 0.000      | 0.89           |
| <b>Sub Total / Average Money Market</b>            |              |                 |               | 1,874,753.21       | 1,874,753.21   | 1,874,753.21   | 1,874,753.21   | 0.00               | 0.00              |              | 0.000      | 0.89           |
| <b>Total / Average</b>                             |              |                 |               | 210,232,897.02     | 210,159,704.95 | 210,484,759.02 | 210,020,870.29 | 38,951.14          | -177,785.80       |              | 1.242      | 100            |

